



Officials: Mike Roberts, Doug Shows, Jeffrey Anderson

North Carolina - 59

Record: 10-12 (3-8)

NO.	Name	F	Min	FG			Rebounds			Fouls		TP	AS	TO	ST	Blocks		+/-
				M-A	M-A	M-A	OR	DR	TOT	PF	FD					BS	BA	
5	Armando Bacot	F	25:40	2-3	0-0	2-2	1	5	6	3	4	6	0	3	1	0	0	6
15	Garrison Brooks	F	33:54	2-8	0-0	1-2	4	0	4	4	3	5	2	0	1	0	0	2
1	Leaky Black	G	33:43	4-10	0-1	2-2	1	4	5	3	1	10	3	1	2	1	0	1
2	Cole Anthony	G	37:34	5-22	3-10	3-8	1	7	8	4	9	16	3	3	0	0	3	-13
3	Andrew Platek	G	32:56	2-6	1-2	0-0	2	0	2	1	0	5	2	1	1	0	1	2
32	Justin Pierce		14:52	1-7	1-3	0-0	3	2	5	2	0	3	0	0	0	0	4	-19
55	Christian Keeling		18:06	5-10	1-2	3-3	0	2	2	0	2	14	0	1	2	1	2	-3
13	Jeremiah Francis		03:15	0-2	0-1	0-0	0	0	0	1	0	0	0	0	0	0	0	-6
Team							2	3	5			0	0					
<b>Totals</b>				21-68	6-19	11-17	14	23	37	18	19	59	10	9	7	2	10	-6

Shooting By Period			
1st	FG%	10-29	34.5%
	3PT%	3-11	27.3%
	FT%	5-8	62.5%
2nd	FG%	11-39	28.2%
	3PT%	3-8	37.5%
	FT%	6-9	66.7%
GM	FG%	21-68	30.9%
	3PT%	6-19	31.6%
	FT%	11-17	64.7%

Dead Ball Rebounds: 3, 1

Technical Fouls::NONE

Florida State - 65

Record: 19-3 (9-2)

NO.	Name	F	Min	FG			Rebounds			Fouls		TP	AS	TO	ST	Blocks		+/-
				M-A	M-A	M-A	OR	DR	TOT	PF	FD					BS	BA	
1	RaiQuan Gray	F	23:26	5-9	0-1	2-2	2	5	7	3	2	12	1	4	2	4	0	-4
10	Malik Osborne	F	15:09	3-5	1-1	1-1	2	4	6	1	2	8	0	0	0	0	0	-7
2	Anthony Polite	G	11:48	0-2	0-1	0-0	0	0	0	2	0	0	0	1	0	0	0	2
3	Trent Forrest	G	34:47	5-12	1-3	3-4	0	4	4	1	4	14	3	4	1	2	1	0
24	Devin Vassell	G	36:04	3-8	0-3	0-0	2	7	9	3	0	6	2	3	0	2	1	3
15	Dominik Olejniczak		09:40	0-3	0-0	0-0	2	2	4	2	1	0	0	0	0	1	0	4
4	Patrick Williams		24:20	3-4	2-2	6-6	0	9	9	3	4	14	2	1	0	1	0	11
0	RayQuan Evans		12:24	2-4	0-0	3-4	0	1	1	1	3	7	1	1	0	0	0	15
23	M.J. Walker		24:57	1-7	0-4	0-0	1	2	3	3	2	2	0	2	0	0	0	-2
5	Balsa Koprivica		07:25	1-1	0-0	0-0	0	0	0	0	0	2	0	0	0	0	0	8
Team							0	0	0			0	0					
<b>Totals</b>				23-55	4-15	15-17	9	34	43	19	18	65	9	16	3	10	2	6

Shooting By Period			
1st	FG%	12-33	36.4%
	3PT%	3-10	30.0%
	FT%	2-3	66.7%
2nd	FG%	11-22	50.0%
	3PT%	1-5	20.0%
	FT%	13-14	92.9%
GM	FG%	23-55	41.8%
	3PT%	4-15	26.7%
	FT%	15-17	88.2%

Dead Ball Rebounds: 1, 2

Technical Fouls::NONE

	UNC	FSU
Biggest lead	8 (1 <sup>st</sup> 2:43)	10 (2 <sup>nd</sup> 5:45)
Best Scoring Run	8 (1 <sup>st</sup> 9:05)	9 (1 <sup>st</sup> 0:11)
Lead Changes	9	
Times Tied	5	
Time with Lead	18:27	15:28

Points from	UNC	FSU
Turnovers	13	4
Paint	26	32
Second Chance	8	7
Fast Breaks	10	10
Bench	17	25

	Period by Period Scoring		
	1st	2nd	TOT
UNC	28	31	59
FSU	29	36	65



**Period 1**

**Quarter Starters:**

<b>FSU</b>	1 Gray R	2 Polite A	3 Forrest T	10 Osborne M	24 Vassell D
<b>UNC</b>	1 Black L	2 Anthony C	3 Platek A	5 Bacot A	15 Brooks G

Game Time	FSU	Score	Diff	UNC
20:00	10 OSBORNE M jumpball won			15 BROOKS G jumpball lost
19:49	1 GRAY R 2pt FG in the paint, missed			
19:47				1 BLACK L defensive rebound (1)
19:41				1 BLACK L 2pt FG in the paint, missed
19:39	10 OSBORNE M defensive rebound (1)			
19:24	24 VASSELL D 3pt FG , jump shot missed			
19:20				5 BACOT A defensive rebound (1)
18:58	1 GRAY R foul shooting (1 - 1)			5 BACOT A foul drawn (1)
18:58		<b>0-1</b>	<b>-1</b>	5 BACOT A free throw 1 - 2 made (1)
18:58		<b>0-2</b>	<b>-2</b>	5 BACOT A free throw 2 - 2 made (2)
18:43	3 FORREST T 3pt FG , jump shot missed			
18:40				5 BACOT A defensive rebound (2)
18:16		<b>0-4</b>	<b>-4</b>	2 ANTHONY C 2pt FG in the paint, jump shot made (2)
17:56	10 OSBORNE M 2pt FG outside the paint, missed			
17:53	10 OSBORNE M offensive rebound (2)			
17:48	24 VASSELL D 2pt FG outside the paint, jump shot missed			
17:46				1 BLACK L defensive rebound (2)
17:29				2 ANTHONY C 3pt FG , jump shot missed
17:26	24 VASSELL D defensive rebound (1)			
17:16	1 GRAY R 2pt FG in the paint, missed			
17:14	10 OSBORNE M offensive rebound (3)			
17:14	10 OSBORNE M 2pt FG in the paint, layup made (2)	<b>2-4</b>	<b>-2</b>	
17:14	10 OSBORNE M foul drawn (1)			15 BROOKS G foul shooting (1 - 1)
17:14	10 OSBORNE M free throw 1 - 1 made (3)	<b>3-4</b>	<b>-1</b>	
17:14	10 OSBORNE M substitution out			
17:14	15 OLEJNICZAK D substitution in			
16:43				5 BACOT A 2pt FG in the paint, jump shot missed
16:41	15 OLEJNICZAK D defensive rebound (1)			
16:32	1 GRAY R 2pt FG in the paint, made (2)	<b>5-4</b>	<b>1</b>	
16:18				3 PLATEK A 3pt FG , jump shot missed
16:17				offensive rebound (5)
16:17	1 GRAY R substitution out			
16:17	4 WILLIAMS P substitution in			
16:12				5 BACOT A turnover travel (1)
15:52	15 OLEJNICZAK D 2pt FG in the paint, missed			
15:50				2 ANTHONY C defensive rebound (1)
15:29		<b>5-7</b>	<b>-2</b>	2 ANTHONY C 3pt FG , jump shot made (5)
15:21	3 FORREST T 2pt FG fast break in the paint, made (2)	<b>7-7</b>	<b>0</b>	
14:47				2 ANTHONY C turnover (1)
14:47	Timeout media			
14:47	2 POLITE A substitution out			
14:47	24 VASSELL D substitution out			
14:47	0 EVANS R substitution in			



**Officials:** Mike Roberts, Doug Shows, Jeffrey Anderson

Game Time	FSU	Score	Diff	UNC
14:47	23 WALKER M substitution in			
14:47				3 PLATEK A substitution out
14:47				5 BACOT A substitution out
14:47				32 PIERCE J substitution in
14:47				55 KEELING C substitution in
14:40	0 EVANS R 2pt FG outside the paint, missed			
14:36				1 BLACK L defensive rebound (3)
14:32	15 OLEJNICZAK D foul personal (1 - 2)			15 BROOKS G foul drawn (1)
14:12				32 PIERCE J 3pt FG , jump shot missed
14:08				15 BROOKS G offensive rebound (1)
14:06				15 BROOKS G 2pt FG in the paint, missed
14:04	15 OLEJNICZAK D defensive rebound (2)			
13:57	23 WALKER M 3pt FG , jump shot missed			
13:49	15 OLEJNICZAK D offensive rebound (3)			
13:49	15 OLEJNICZAK D 2pt FG in the paint, layup missed			
13:48	15 OLEJNICZAK D offensive rebound (4)			
13:45	15 OLEJNICZAK D 2pt FG second chance in the paint, layup missed			
13:45				defensive rebound (9)
13:41				2 ANTHONY C 3pt FG , jump shot missed
13:40				offensive rebound (10)
13:27	15 OLEJNICZAK D foul shooting (2 - 3)			2 ANTHONY C foul drawn (1)
13:27		<b>7-8</b>	<b>-1</b>	2 ANTHONY C free throw 1 - 2 made (6)
13:27				2 ANTHONY C free throw 2 - 2 missed
13:27	3 FORREST T defensive rebound (1)			
13:27	15 OLEJNICZAK D substitution out			
13:27	5 KOPRIVICA B substitution in			
13:27				1 BLACK L substitution out
13:27				15 BROOKS G substitution out
13:27				3 PLATEK A substitution in
13:27				5 BACOT A substitution in
13:15	4 WILLIAMS P 2pt FG outside the paint, jump shot made (2)	<b>9-8</b>	<b>1</b>	
13:07				55 KEELING C turnover travel (1)
12:55	23 WALKER M 3pt FG , jump shot missed			
12:52				2 ANTHONY C defensive rebound (2)
12:48		<b>9-10</b>	<b>-1</b>	3 PLATEK A 2pt FG fast break in the paint, layup made (2)
12:48				2 ANTHONY C assist (1)
12:28	4 WILLIAMS P 3pt FG , jump shot made (5)	<b>12-10</b>	<b>2</b>	
12:28	3 FORREST T assist (1)			
12:18				2 ANTHONY C 2pt FG outside the paint, jump shot missed
12:15	4 WILLIAMS P defensive rebound (1)			
12:13	4 WILLIAMS P foul drawn (1)			5 BACOT A foul personal (1 - 2)
12:13	3 FORREST T substitution out			
12:13	24 VASSELL D substitution in			
11:56	24 VASSELL D turnover bad pass (1)			
11:56	Timeout media			
11:25				32 PIERCE J 2pt FG in the paint, dunk, blocked
11:25	4 WILLIAMS P block (1)			
11:23	defensive dead ball rebound (1)			



**Officials:** Mike Roberts, Doug Shows, Jeffrey Anderson

Game Time	FSU	Score	Diff	UNC
11:23				2 ANTHONY C substitution out
11:23				32 PIERCE J substitution out
11:23				1 BLACK L substitution in
11:23				15 BROOKS G substitution in
11:14	0 EVANS R turnover bad pass (1)			1 BLACK L steal (1)
10:53				55 KEELING C 3pt FG , jump shot missed
10:52				5 BACOT A offensive rebound (3)
10:52	4 WILLIAMS P foul personal (1 - 4)			5 BACOT A foul drawn (2)
10:52	0 EVANS R substitution out			
10:52	4 WILLIAMS P substitution out			
10:52	5 KOPRIVICA B substitution out			
10:52	1 GRAY R substitution in			
10:52	3 FORREST T substitution in			
10:52	10 OSBORNE M substitution in			
10:47		<b>12-12</b>	<b>0</b>	55 KEELING C 2pt FG outside the paint, jump shot made (2)
10:47				1 BLACK L assist (1)
10:31	23 WALKER M 3pt FG , jump shot missed			
10:28	24 VASELL D offensive rebound (2)			
10:10	3 FORREST T 2pt FG outside the paint, blocked			
10:10				55 KEELING C block (1)
10:06				55 KEELING C defensive rebound (1)
10:04		<b>12-14</b>	<b>-2</b>	1 BLACK L 2pt FG fast break in the paint, layup made (2)
10:04				3 PLATEK A assist (1)
09:45	24 VASELL D turnover lost ball (2)			55 KEELING C steal (1)
09:40		<b>12-16</b>	<b>-4</b>	55 KEELING C 2pt FG fast break in the paint, jump shot made (4)
09:14	23 WALKER M turnover bad pass (1)			1 BLACK L steal (2)
09:09				3 PLATEK A 2pt FG in the paint, jump shot missed
09:07				3 PLATEK A offensive rebound (1)
09:05		<b>12-18</b>	<b>-6</b>	5 BACOT A 2pt FG fast break in the paint, dunk, made (4)
09:05				3 PLATEK A assist (2)
09:05	Timeout 30 Sec			
09:05	23 WALKER M substitution out			
09:05	2 POLITE A substitution in			
09:05				1 BLACK L substitution out
09:05				5 BACOT A substitution out
09:05				2 ANTHONY C substitution in
09:05				32 PIERCE J substitution in
08:52	3 FORREST T 2pt FG outside the paint, jump shot made (4)	<b>14-18</b>	<b>-4</b>	
08:52	24 VASELL D assist (1)			
08:31				55 KEELING C 2pt FG outside the paint, jump shot missed
08:29	1 GRAY R defensive rebound (1)			
08:19	2 POLITE A 3pt FG , jump shot missed			
08:16				2 ANTHONY C defensive rebound (3)
07:58				55 KEELING C 2pt FG outside the paint, jump shot missed
07:56	1 GRAY R defensive rebound (2)			
07:50	24 VASELL D 2pt FG in the paint, made (2)	<b>16-18</b>	<b>-2</b>	
07:39	2 POLITE A foul shooting (1 - 5)			2 ANTHONY C foul drawn (2)
07:39				Timeout media



Game Time	FSU	Score	Diff	UNC
07:39				32 PIERCE J substitution out
07:39				55 KEELING C substitution out
07:39				1 BLACK L substitution in
07:39				5 BACOT A substitution in
07:39				2 ANTHONY C free throw 1 - 2 missed
07:39				offensive dead ball rebound (1)
07:39		<b>16-19</b>	<b>-3</b>	2 ANTHONY C free throw 2 - 2 made (7)
07:24	2 POLITE A 2pt FG in the paint, layup missed			
07:24				defensive rebound (16)
06:52				2 ANTHONY C 2pt FG outside the paint, jump shot blocked
06:52	3 FORREST T block (1)			
06:48	10 OSBORNE M defensive rebound (4)			
06:47	3 FORREST T 2pt FG fast break in the paint, jump shot made (6)	<b>18-19</b>	<b>-1</b>	
06:34	10 OSBORNE M foul personal (1 - 6)			5 BACOT A foul drawn (3)
06:20	10 OSBORNE M foul drawn (2)			5 BACOT A foul offensive (2 - 3)
06:20				5 BACOT A turnover offensive (2)
06:01	2 POLITE A turnover bad pass (1)			15 BROOKS G steal (1)
05:41	2 POLITE A foul personal (2 - 7)			15 BROOKS G foul drawn (2)
05:41	1 GRAY R substitution out			
05:41	2 POLITE A substitution out			
05:41	4 WILLIAMS P substitution in			
05:41	23 WALKER M substitution in			
05:41		<b>18-20</b>	<b>-2</b>	15 BROOKS G 1&1 free throw 1 made (1)
05:39				15 BROOKS G 1&1 free throw 2 missed
05:39	4 WILLIAMS P defensive rebound (2)			
05:18	10 OSBORNE M 2pt FG outside the paint, missed			
05:15				2 ANTHONY C defensive rebound (4)
05:11		<b>18-22</b>	<b>-4</b>	5 BACOT A 2pt FG in the paint, dunk, made (6)
05:11				15 BROOKS G assist (1)
04:50	10 OSBORNE M substitution out			
04:50	5 KOPRIVICA B substitution in			
04:39	3 FORREST T turnover bad pass (1)			
04:31	3 FORREST T steal (1)			2 ANTHONY C turnover lost ball (2)
04:27	3 FORREST T 2pt FG fast break in the paint, made (8)	<b>20-22</b>	<b>-2</b>	
04:27	4 WILLIAMS P assist (1)			
04:09				15 BROOKS G 2pt FG in the paint, dunk, missed
04:05	3 FORREST T defensive rebound (2)			
04:00	24 VASSELL D 3pt FG , jump shot missed			
03:56				1 BLACK L defensive rebound (4)
03:50		<b>20-25</b>	<b>-5</b>	3 PLATEK A 3pt FG , jump shot made (5)
03:50				1 BLACK L assist (2)
03:19	3 FORREST T 2pt FG in the paint, missed			
03:16	23 WALKER M offensive rebound (1)			
03:15	23 WALKER M foul drawn (1)			2 ANTHONY C foul personal (1 - 4)
03:15	Timeout media			
03:15	23 WALKER M substitution out			
03:15	0 EVANS R substitution in			
03:15				3 PLATEK A substitution out
03:15				5 BACOT A substitution out



**Officials:** Mike Roberts, Doug Shows, Jeffrey Anderson

Game Time	FSU	Score	Diff	UNC
03:15				13 FRANCIS J substitution in
03:15				32 PIERCE J substitution in
03:04	4 WILLIAMS P 2pt FG outside the paint, jump shot missed			
03:02				32 PIERCE J defensive rebound (1)
02:43		<b>20-28</b>	<b>-8</b>	2 ANTHONY C 3pt FG , jump shot made (10)
02:24	0 EVANS R foul drawn (1)			13 FRANCIS J foul shooting (1 - 5)
02:24	0 EVANS R free throw 1 - 2 missed			
02:24	offensive dead ball rebound (2)			
02:24	0 EVANS R free throw 2 - 2 made (1)	<b>21-28</b>	<b>-7</b>	
02:08	0 EVANS R foul drawn (2)			1 BLACK L foul offensive (1 - 6)
02:08				1 BLACK L turnover offensive (1)
01:59	0 EVANS R 2pt FG in the paint, missed			
01:57				2 ANTHONY C defensive rebound (5)
01:51				13 FRANCIS J 3pt FG , jump shot missed
01:47	3 FORREST T defensive rebound (3)			
01:41	5 KOPRIVICA B 2pt FG in the paint, alleyoop made (2)	<b>23-28</b>	<b>-5</b>	
01:41	3 FORREST T assist (2)			
01:23				32 PIERCE J 3pt FG , jump shot missed
01:20	24 VASSELL D defensive rebound (3)			
01:01	3 FORREST T 3pt FG , jump shot made (11)	<b>26-28</b>	<b>-2</b>	
01:01	4 WILLIAMS P assist (2)			
00:40				13 FRANCIS J 2pt FG in the paint, jump shot missed
00:37	4 WILLIAMS P defensive rebound (3)			
00:11	4 WILLIAMS P 3pt FG , jump shot made (8)	<b>29-28</b>	<b>1</b>	
00:11	3 FORREST T assist (3)			
00:00				2 ANTHONY C 3pt FG , jump shot missed
00:00				offensive dead ball rebound (2)
<b>END OF PERIOD</b>				
<b>FSU 29-28 UNC</b>				



Officials: Mike Roberts, Doug Shows, Jeffrey Anderson

**North Carolina - 28**

NO.	Name	Min	FG			Rebounds			Fouls		TP	AS	TO	ST	Blocks		+/-
			M-A	M-A	M-A	OR	DR	TOT	PF	FD					BS	BA	
5	Armando Bacot	F 13:59	2-3	0-0	2-2	1	2	3	2	3	6	0	2	0	0	0	8
15	Garrison Brooks	F 17:56	0-2	0-0	1-2	1	0	1	1	2	1	1	0	1	0	0	2
1	Leaky Black	G 16:30	1-2	0-0	0-0	0	4	4	1	0	2	2	1	2	0	0	6
2	Cole Anthony	G 17:42	3-8	2-5	2-4	0	5	5	1	2	10	1	2	0	0	1	-9
3	Andrew Platek	G 15:25	2-4	1-2	0-0	1	0	1	0	0	5	2	0	0	0	0	4
32	Justin Pierce	08:05	0-3	0-2	0-0	0	1	1	0	0	0	0	0	0	0	1	-12
55	Christian Keeling	07:08	2-5	0-1	0-0	0	1	1	0	0	4	0	1	1	1	0	2
13	Jeremiah Francis	03:15	0-2	0-1	0-0	0	0	0	1	0	0	0	0	0	0	0	-6
Team						2	2	4			0	0					
<b>Totals</b>			10-29	3-11	5-8	5	15	20	6	7	28	6	6	4	1	2	-1

Shooting By Period		
1st FG%	10-29	34.5%
3PT%	3-11	27.3%
FT%	5-8	62.5%
GM FG%	10-29	34.5%
3PT%	3-11	27.3%
FT%	5-8	62.5%

Dead Ball Rebounds: 2, 0

Technical Fouls::NONE

**Florida State - 29**

NO.	Name	Min	FG			Rebounds			Fouls		TP	AS	TO	ST	Blocks		+/-
			M-A	M-A	M-A	OR	DR	TOT	PF	FD					BS	BA	
1	RaiQuan Gray	F 08:54	1-3	0-0	0-0	0	2	2	1	0	2	0	0	0	0	0	-2
10	Malik Osborne	F 08:48	1-3	0-0	1-1	2	2	4	1	2	3	0	0	0	0	0	-7
2	Anthony Polite	G 08:37	0-2	0-1	0-0	0	0	0	2	0	0	0	1	0	0	0	5
3	Trent Forrest	G 18:39	5-8	1-2	0-0	0	3	3	0	0	11	3	1	1	1	1	1
24	Devin Vassell	G 17:26	1-4	0-2	0-0	1	2	3	0	0	2	1	2	0	0	0	-1
15	Dominik Olejniczak	03:47	0-3	0-0	0-0	2	2	4	2	0	0	0	0	0	0	0	0
4	Patrick Williams	11:06	3-4	2-2	0-0	0	3	3	1	1	8	2	0	0	1	0	3
0	RayQuan Evans	07:10	0-2	0-0	1-2	0	0	0	0	2	1	0	1	0	0	0	8
23	M.J. Walker	08:08	0-3	0-3	0-0	1	0	1	0	1	0	0	1	0	0	0	-10
5	Balsa Koprivica	07:25	1-1	0-0	0-0	0	0	0	0	0	2	0	0	0	0	0	8
Team						0	0	0			0	0					
<b>Totals</b>			12-33	3-10	2-3	6	14	20	7	6	29	6	6	1	2	1	1

Shooting By Period		
1st FG%	12-33	36.4%
3PT%	3-10	30.0%
FT%	2-3	66.7%
GM FG%	12-33	36.4%
3PT%	3-10	30.0%
FT%	2-3	66.7%

Dead Ball Rebounds: 1, 1

Technical Fouls::NONE

	UNC	FSU
Biggest lead	8 (1 <sup>st</sup> 2:43)	2 (1 <sup>st</sup> 12:28)
Best Scoring Run	8 (1 <sup>st</sup> 9:05)	9 (1 <sup>st</sup> 0:11)
Lead Changes	7	
Times Tied	2	
Time with Lead	12:58	03:23

Points from	UNC	FSU
Turnovers	7	2
Paint	12	14
Second Chance	5	3
Fast Breaks	8	6
Bench	4	11

	Period by Period Scoring	
	1st	TOT
UNC	28	28
FSU	29	29



**Period 2**

**Quarter Starters:**

<b>FSU</b>	1 Gray R	2 Polite A	3 Forrest T	10 Osborne M	24 Vassell D
<b>UNC</b>	1 Black L	2 Anthony C	3 Platek A	5 Bacot A	15 Brooks G

Game Time	FSU	Score	Diff	UNC
20:00	0 EVANS R substitution out			
20:00	4 WILLIAMS P substitution out			
20:00	5 KOPRIVICA B substitution out			
20:00	1 GRAY R substitution in			
20:00	2 POLITE A substitution in			
20:00	10 OSBORNE M substitution in			
20:00				13 FRANCIS J substitution out
20:00				32 PIERCE J substitution out
20:00				3 PLATEK A substitution in
20:00				5 BACOT A substitution in
19:43	24 VASSELL D foul personal (1 - 1)			2 ANTHONY C foul drawn (3)
19:34		<b>29-31</b>	<b>-2</b>	2 ANTHONY C 3pt FG , jump shot made (13)
19:18	1 GRAY R 2pt FG in the paint, made (4)	<b>31-31</b>	<b>0</b>	
19:07	24 VASSELL D foul personal (2 - 2)			15 BROOKS G foul drawn (3)
18:52		<b>31-33</b>	<b>-2</b>	1 BLACK L 2pt FG in the paint, layup made (4)
18:52				15 BROOKS G assist (2)
18:46	1 GRAY R foul drawn (1)			15 BROOKS G foul personal (2 - 1)
18:35	1 GRAY R 2pt FG in the paint, made (6)	<b>33-33</b>	<b>0</b>	
18:16				1 BLACK L 2pt FG in the paint, layup missed
18:09				15 BROOKS G offensive rebound (2)
18:09				15 BROOKS G 2pt FG in the paint, layup missed
18:08	10 OSBORNE M defensive rebound (5)			
17:58	3 FORREST T 2pt FG outside the paint, missed			
17:54				defensive rebound (22)
17:48		<b>33-35</b>	<b>-2</b>	2 ANTHONY C 2pt FG in the paint, made (15)
17:24	3 FORREST T 2pt FG in the paint, layup missed			
17:22				5 BACOT A defensive rebound (4)
17:11				1 BLACK L 3pt FG , jump shot missed
17:11	defensive dead ball rebound (3)			
17:11	3 FORREST T foul drawn (1)			3 PLATEK A foul loose ball (1 - 2)
17:11	10 OSBORNE M substitution out			
17:11	15 OLEJNICZAK D substitution in			
16:49	1 GRAY R foul offensive (2 - 3)			2 ANTHONY C foul drawn (4)
16:49	1 GRAY R turnover offensive (1)			
16:49	2 POLITE A substitution out			
16:49	23 WALKER M substitution in			
16:22		<b>33-37</b>	<b>-4</b>	15 BROOKS G 2pt FG in the paint, made (3)
15:55	3 FORREST T foul drawn (2)			5 BACOT A foul personal (3 - 3)
15:55	Timeout media			
15:55				5 BACOT A substitution out
15:55				32 PIERCE J substitution in
15:49	1 GRAY R 2pt FG in the paint, made (8)	<b>35-37</b>	<b>-2</b>	
15:21				3 PLATEK A 2pt FG in the paint, jump shot blocked





**North Carolina at Florida State**

02/04/20 Donald L. Tucker Center, Tallahassee  
2019-20 Men's Basketball

Officials: Mike Roberts, Doug Shows, Jeffrey Anderson

Game Time	FSU	Score	Diff	UNC
15:21	15 OLEJNICZAK D block (1)			
15:21				32 PIERCE J offensive rebound (2)
15:18				32 PIERCE J 2pt FG in the paint, jump shot blocked
15:18	1 GRAY R block (1)			
15:13				32 PIERCE J offensive rebound (3)
15:12				3 PLATEK A 2pt FG in the paint, jump shot missed
15:09	24 VASSELL D defensive rebound (4)			
15:08	24 VASSELL D turnover lost ball (3)			3 PLATEK A steal (1)
15:04				2 ANTHONY C 3pt FG , jump shot missed
15:01				3 PLATEK A offensive rebound (2)
14:48				2 ANTHONY C 2pt FG in the paint, missed
14:45	3 FORREST T defensive rebound (4)			
14:41	3 FORREST T turnover bad pass (2)			
14:14				1 BLACK L 2pt FG outside the paint, jump shot missed
14:11	24 VASSELL D defensive rebound (5)			
14:03	15 OLEJNICZAK D foul drawn (1)			15 BROOKS G foul personal (3 - 4)
14:03	3 FORREST T substitution out			
14:03	0 EVANS R substitution in			
13:57	23 WALKER M 3pt FG , jump shot missed			
13:54				2 ANTHONY C defensive rebound (6)
13:37				2 ANTHONY C 2pt FG outside the paint, missed
13:33	23 WALKER M defensive rebound (2)			
13:21	1 GRAY R 2pt FG outside the paint, jump shot missed			
13:16				2 ANTHONY C defensive rebound (7)
13:14	1 GRAY R substitution out			
13:14	4 WILLIAMS P substitution in			
13:03				32 PIERCE J 2pt FG in the paint, jump shot blocked
13:03	24 VASSELL D block (1)			
13:00	4 WILLIAMS P defensive rebound (4)			
12:52	0 EVANS R 2pt FG in the paint, jump shot made (3)	<b>37-37</b>	<b>0</b>	
12:36				2 ANTHONY C 2pt FG outside the paint, jump shot missed
12:32				15 BROOKS G offensive rebound (3)
12:32				15 BROOKS G 2pt FG in the paint, layup missed
12:32	23 WALKER M defensive rebound (3)			
12:27	23 WALKER M foul drawn (2)			32 PIERCE J foul personal (1 - 5)
12:27				32 PIERCE J substitution out
12:27				5 BACOT A substitution in
12:16	23 WALKER M 2pt FG in the paint, missed			
12:13				5 BACOT A defensive rebound (5)
11:49				2 ANTHONY C 3pt FG , missed
11:45	24 VASSELL D defensive rebound (6)			
11:39	0 EVANS R 2pt FG in the paint, made (5)	<b>39-37</b>	<b>2</b>	
11:18				15 BROOKS G 2pt FG in the paint, missed
11:18				offensive dead ball rebound (3)
11:18	23 WALKER M foul personal (1 - 4)			5 BACOT A foul drawn (4)
11:18	Timeout media			
11:18	15 OLEJNICZAK D substitution out			
11:18	1 GRAY R substitution in			
11:18				3 PLATEK A substitution out



**North Carolina at Florida State**

02/04/20 Donald L. Tucker Center, Tallahassee  
2019-20 Men's Basketball

Officials: Mike Roberts, Doug Shows, Jeffrey Anderson

Game Time	FSU	Score	Diff	UNC
11:18				55 KEELING C substitution in
11:01	23 WALKER M foul shooting (2 - 5)			2 ANTHONY C foul drawn (5)
11:01		<b>39-38</b>	<b>1</b>	2 ANTHONY C free throw 1 - 2 made (16)
11:01				2 ANTHONY C free throw 2 - 2 missed
11:00	1 GRAY R defensive rebound (3)			
10:47	1 GRAY R 3pt FG , jump shot missed			
10:44				55 KEELING C defensive rebound (2)
10:39				2 ANTHONY C turnover lost ball (3)
10:35	24 VASELL D 2pt FG fast break in the paint, dunk, made (4)	<b>41-38</b>	<b>3</b>	
10:35	0 EVANS R assist (1)			
10:19				55 KEELING C 2pt FG outside the paint, jump shot blocked
10:19	24 VASELL D block (2)			
10:15	24 VASELL D defensive rebound (7)			
10:11	0 EVANS R foul drawn (3)			15 BROOKS G foul shooting (4 - 6)
10:11	0 EVANS R free throw 1 - 2 made (6)	<b>42-38</b>	<b>4</b>	
10:11	24 VASELL D substitution out			
10:11	3 FORREST T substitution in			
10:11				15 BROOKS G substitution out
10:11				32 PIERCE J substitution in
10:11	0 EVANS R free throw 2 - 2 made (7)	<b>43-38</b>	<b>5</b>	
09:42				2 ANTHONY C 3pt FG , jump shot missed
09:42	4 WILLIAMS P defensive rebound (5)			
09:42	4 WILLIAMS P foul drawn (2)			32 PIERCE J foul personal (2 - 7)
09:42	4 WILLIAMS P 1&1 free throw 1 made (9)	<b>44-38</b>	<b>6</b>	
09:42	4 WILLIAMS P 1&1 free throw 2 made (10)	<b>45-38</b>	<b>7</b>	
09:36	1 GRAY R steal (1)			5 BACOT A turnover lost ball (3)
09:31	1 GRAY R turnover lost ball (2)			55 KEELING C steal (2)
09:26	0 EVANS R foul shooting (1 - 6)			55 KEELING C foul drawn (1)
09:26		<b>45-39</b>	<b>6</b>	55 KEELING C free throw fast break 1 - 2 made (5)
09:26		<b>45-40</b>	<b>5</b>	55 KEELING C free throw fast break 2 - 2 made (6)
09:05	1 GRAY R turnover lost ball (3)			5 BACOT A steal (1)
08:55				2 ANTHONY C 3pt FG , jump shot missed
08:51	0 EVANS R defensive rebound (1)			
08:49	3 FORREST T turnover (3)			
08:49				32 PIERCE J substitution out
08:49				3 PLATEK A substitution in
08:49	0 EVANS R substitution out			
08:49	24 VASELL D substitution in			
08:22	4 WILLIAMS P foul personal (2 - 7)			2 ANTHONY C foul drawn (6)
08:21				2 ANTHONY C 1&1 free throw 1 missed
08:20	1 GRAY R defensive rebound (4)			
08:10	3 FORREST T 2pt FG in the paint, jump shot missed			
08:09				defensive dead ball rebound (4)
08:09	24 VASELL D foul loose ball (3 - 8)			1 BLACK L foul drawn (1)
08:09		<b>45-41</b>	<b>4</b>	1 BLACK L 1&1 free throw 1 made (5)
08:09		<b>45-42</b>	<b>3</b>	1 BLACK L 1&1 free throw 2 made (6)
07:55	23 WALKER M 2pt FG in the paint, missed			
07:50	1 GRAY R offensive rebound (5)			
07:50	1 GRAY R 2pt FG in the paint, layup made (10)	<b>47-42</b>	<b>5</b>	



**Officials:** Mike Roberts, Doug Shows, Jeffrey Anderson

Game Time	FSU	Score	Diff	UNC
07:41	1 GRAY R steal (2)			3 PLATEK A turnover bad pass (1)
07:20	3 FORREST T 3pt FG , jump shot missed			
07:15	24 VASSELL D offensive rebound (8)			
07:05	24 VASSELL D 2pt FG in the paint, blocked			
07:05				1 BLACK L block (1)
07:01				5 BACOT A defensive rebound (6)
07:02	4 WILLIAMS P foul personal (3 - 9)			2 ANTHONY C foul drawn (7)
07:02	Timeout media			
07:02	1 GRAY R substitution out			
07:02	10 OSBORNE M substitution in			
07:02				2 ANTHONY C 1&1 free throw 1 missed
07:01	4 WILLIAMS P defensive rebound (6)			
06:44	10 OSBORNE M 3pt FG , jump shot made (6)	<b>50-42</b>	<b>8</b>	
06:44	24 VASSELL D assist (2)			
06:24				1 BLACK L 2pt FG outside the paint, jump shot missed
06:21	4 WILLIAMS P defensive rebound (7)			
06:17	3 FORREST T foul offensive (1 - 10)			2 ANTHONY C foul drawn (8)
06:17	3 FORREST T turnover offensive (4)			
06:17				1 BLACK L substitution out
06:17				15 BROOKS G substitution in
06:03				2 ANTHONY C 2pt FG in the paint, missed
06:00	4 WILLIAMS P defensive rebound (8)			
05:45	10 OSBORNE M 2pt FG in the paint, made (8)	<b>52-42</b>	<b>10</b>	
05:23		<b>52-44</b>	<b>8</b>	55 KEELING C 2pt FG in the paint, layup made (8)
05:23				2 ANTHONY C assist (2)
05:00	4 WILLIAMS P turnover offensive goal tending (1)			
05:00				5 BACOT A substitution out
05:00				32 PIERCE J substitution in
04:38				55 KEELING C 2pt FG in the paint, blocked
04:38	3 FORREST T block (2)			
04:34	10 OSBORNE M defensive rebound (6)			
04:25	3 FORREST T foul drawn (3)			2 ANTHONY C foul personal (2 - 8)
04:25	3 FORREST T 1&1 free throw 1 made (12)	<b>53-44</b>	<b>9</b>	
04:25	3 FORREST T 1&1 free throw 2 missed			
04:25				32 PIERCE J defensive rebound (4)
04:12		<b>53-47</b>	<b>6</b>	32 PIERCE J 3pt FG , jump shot made (3)
03:50	23 WALKER M 2pt FG outside the paint, jump shot made (2)	<b>55-47</b>	<b>8</b>	
03:30	Timeout media			
03:30	10 OSBORNE M substitution out			
03:30	1 GRAY R substitution in			
03:30				32 PIERCE J substitution out
03:30				1 BLACK L substitution in
03:23				2 ANTHONY C 2pt FG in the paint, blocked
03:23	1 GRAY R block (2)			
03:19	1 GRAY R defensive rebound (6)			
02:59	1 GRAY R foul offensive (3 - 11)			2 ANTHONY C foul drawn (9)
02:59	1 GRAY R turnover offensive (4)			
02:38				1 BLACK L 2pt FG in the paint, jump shot missed
02:33				15 BROOKS G offensive rebound (4)



**North Carolina at Florida State**

02/04/20 Donald L. Tucker Center, Tallahassee  
2019-20 Men's Basketball

**Officials:** Mike Roberts, Doug Shows, Jeffrey Anderson

Game Time	FSU	Score	Diff	UNC
02:33				15 BROOKS G 2pt FG in the paint, layup missed
02:33				1 BLACK L offensive rebound (5)
02:33		<b>55-49</b>	<b>6</b>	1 BLACK L 2pt FG in the paint, layup made (8)
02:15	1 GRAY R foul drawn (2)			1 BLACK L foul personal (2 - 9)
02:15	1 GRAY R 1&1 free throw 1 made (11)	<b>56-49</b>	<b>7</b>	
02:15	1 GRAY R 1&1 free throw 2 made (12)	<b>57-49</b>	<b>8</b>	
01:59		<b>57-51</b>	<b>6</b>	1 BLACK L 2pt FG outside the paint, made (10)
01:59				Timeout 30 Sec
01:59	Timeout media			
01:34	24 VASSELL D 3pt FG , jump shot missed			
01:29	1 GRAY R offensive rebound (7)			
01:28	4 WILLIAMS P foul drawn (3)			2 ANTHONY C foul shooting (3 - 10)
01:28	4 WILLIAMS P free throw 1 - 2 made (11)	<b>58-51</b>	<b>7</b>	
01:28	4 WILLIAMS P free throw 2 - 2 made (12)	<b>59-51</b>	<b>8</b>	
01:13		<b>59-53</b>	<b>6</b>	55 KEELING C 2pt FG in the paint, layup made (10)
01:12	23 WALKER M foul shooting (3 - 12)			55 KEELING C foul drawn (2)
01:12		<b>59-54</b>	<b>5</b>	55 KEELING C free throw 1 - 1 made (11)
01:12				Timeout 30 Sec
01:08	24 VASSELL D 2pt FG fast break in the paint, dunk, made (6)	<b>61-54</b>	<b>7</b>	
01:08	1 GRAY R assist (1)			
00:51		<b>61-57</b>	<b>4</b>	55 KEELING C 3pt FG , jump shot made (14)
00:51				1 BLACK L assist (3)
00:51				Timeout 60 Sec
00:49	23 WALKER M turnover lost ball (2)			
00:37				2 ANTHONY C 2pt FG in the paint, jump shot missed
00:35	4 WILLIAMS P defensive rebound (9)			
00:34	4 WILLIAMS P foul drawn (4)			2 ANTHONY C foul personal (4 - 11)
00:34	4 WILLIAMS P free throw 1 - 2 made (13)	<b>62-57</b>	<b>5</b>	
00:34	4 WILLIAMS P free throw 2 - 2 made (14)	<b>63-57</b>	<b>6</b>	
00:27				55 KEELING C substitution out
00:27				5 BACOT A substitution in
00:27		<b>63-59</b>	<b>4</b>	15 BROOKS G 2pt FG in the paint, dunk, made (5)
00:27				2 ANTHONY C assist (3)
00:27	Timeout 30 Sec			
00:27				2 ANTHONY C substitution out
00:27				15 BROOKS G substitution out
00:27				32 PIERCE J substitution in
00:27				55 KEELING C substitution in
00:19	3 FORREST T foul drawn (4)			1 BLACK L foul personal (3 - 12)
00:19	3 FORREST T free throw 1 - 2 made (13)	<b>64-59</b>	<b>5</b>	
00:19				5 BACOT A substitution out
00:19				55 KEELING C substitution out
00:19				2 ANTHONY C substitution in
00:19				15 BROOKS G substitution in
00:19	3 FORREST T free throw 2 - 2 made (14)	<b>65-59</b>	<b>6</b>	
00:10				2 ANTHONY C 2pt FG in the paint, jump shot blocked
00:10	1 GRAY R block (3)			
00:06				2 ANTHONY C offensive rebound (8)
00:05				2 ANTHONY C 2pt FG in the paint, layup missed



Official Basketball Play by Play - Second Half  
**North Carolina at Florida State**  
02/04/20 Donald L. Tucker Center, Tallahassee  
2019-20 Men's Basketball

**Game Time:** 12:00 AM  
**Game Duration:** 2:06  
**Attendance:** 10,015

**Officials:** Mike Roberts, Doug Shows, Jeffrey Anderson

Game Time	FSU	Score	Diff	UNC
00:05				32 PIERCE J offensive rebound (5)
00:05				32 PIERCE J 2pt FG outside the paint, jump shot blocked
00:05	1 GRAY R block (4)			
00:05	24 VASSELL D defensive rebound (9)			
<b>END OF GAME</b>				
<b>FSU 65-59 UNC</b>				



Officials: Mike Roberts, Doug Shows, Jeffrey Anderson

North Carolina - 31

NO.	Name	F	Min	FG	3P	FT	Rebounds			Fouls		TP	AS	TO	ST	Blocks		+/-
				M-A	M-A	M-A	OR	DR	TOT	PF	FD					BS	BA	
5	Armando Bacot	F	11:41	0-0	0-0	0-0	0	3	3	1	1	0	0	1	1	0	0	-2
15	Garrison Brooks	F	15:58	2-6	0-0	0-0	3	0	3	3	1	4	1	0	0	0	0	0
1	Leaky Black	G	17:13	3-8	0-1	2-2	1	0	1	2	1	8	1	0	0	1	0	-5
2	Cole Anthony	G	19:52	2-14	1-5	1-4	1	2	3	3	7	6	2	1	0	0	2	-4
3	Andrew Platek	G	17:31	0-2	0-0	0-0	1	0	1	1	0	0	0	1	1	0	1	-2
13	Jeremiah Francis		00:00															
32	Justin Pierce		06:47	1-4	1-1	0-0	3	1	4	2	0	3	0	0	0	0	3	-7
55	Christian Keeling		10:58	3-5	1-1	3-3	0	1	1	0	2	10	0	0	1	0	2	-5
Team							0	1	1			0		0				
<b>Totals</b>				11-39	3-8	6-9	9	8	17	12	12	31	4	3	3	1	8	-5

Shooting By Period		
2 <sup>nd</sup> FG%	11-39	28.2%
3PT%	3-8	37.5%
FT%	6-9	66.7%
GM FG%	11-39	28.2%
3PT%	3-8	37.5%
FT%	6-9	66.7%

Dead Ball Rebounds: 1, 1

Technical Fouls::NONE

Florida State - 36

NO.	Name	F	Min	FG	3P	FT	Rebounds			Fouls		TP	AS	TO	ST	Blocks		+/-
				M-A	M-A	M-A	OR	DR	TOT	PF	FD					BS	BA	
1	RaiQuan Gray	F	14:32	4-6	0-1	2-2	2	3	5	2	2	10	1	4	2	4	0	-2
10	Malik Osborne	F	06:21	2-2	1-1	0-0	0	2	2	0	0	5	0	0	0	0	0	0
2	Anthony Polite	G	03:11	0-0	0-0	0-0	0	0	0	0	0	0	0	0	0	0	0	-3
3	Trent Forrest	G	16:08	0-4	0-1	3-4	0	1	1	1	4	3	0	3	0	1	0	-1
24	Devin Vassell	G	18:38	2-4	0-1	0-0	1	5	6	3	0	4	1	1	0	2	1	4
5	Balsa Koprivica		00:00															
15	Dominik Olejniczak		05:53	0-0	0-0	0-0	0	0	0	0	1	0	0	0	0	1	0	4
23	M.J. Walker		16:49	1-4	0-1	0-0	0	2	2	3	1	2	0	1	0	0	0	8
0	RayQuan Evans		05:14	2-2	0-0	2-2	0	1	1	1	1	6	1	0	0	0	0	7
4	Patrick Williams		13:14	0-0	0-0	6-6	0	6	6	2	3	6	0	1	0	0	0	8
Team							0	0	0			0		0				
<b>Totals</b>				11-22	1-5	13-14	3	20	23	12	12	36	3	10	2	8	1	5

Shooting By Period		
2 <sup>nd</sup> FG%	11-22	50.0%
3PT%	1-5	20.0%
FT%	13-14	92.9%
GM FG%	11-22	50.0%
3PT%	1-5	20.0%
FT%	13-14	92.9%

Dead Ball Rebounds: 0, 1

Technical Fouls::NONE

	UNC	FSU
Biggest lead	4 (2 <sup>nd</sup> 16:22)	10 (2 <sup>nd</sup> 5:45)
Best Scoring Run	4(2 <sup>nd</sup> 16:22)	7(2 <sup>nd</sup> 5:45)
Lead Changes	2	
Times Tied	3	
Time with Lead	05:29	11:39

Points from	UNC	FSU
Turnovers	6	2
Paint	14	18
Second Chance	3	4
Fast Breaks	2	4
Bench	13	14

	Period by Period Scoring	
	2 <sup>nd</sup>	TOT
UNC	31	31
FSU	36	36



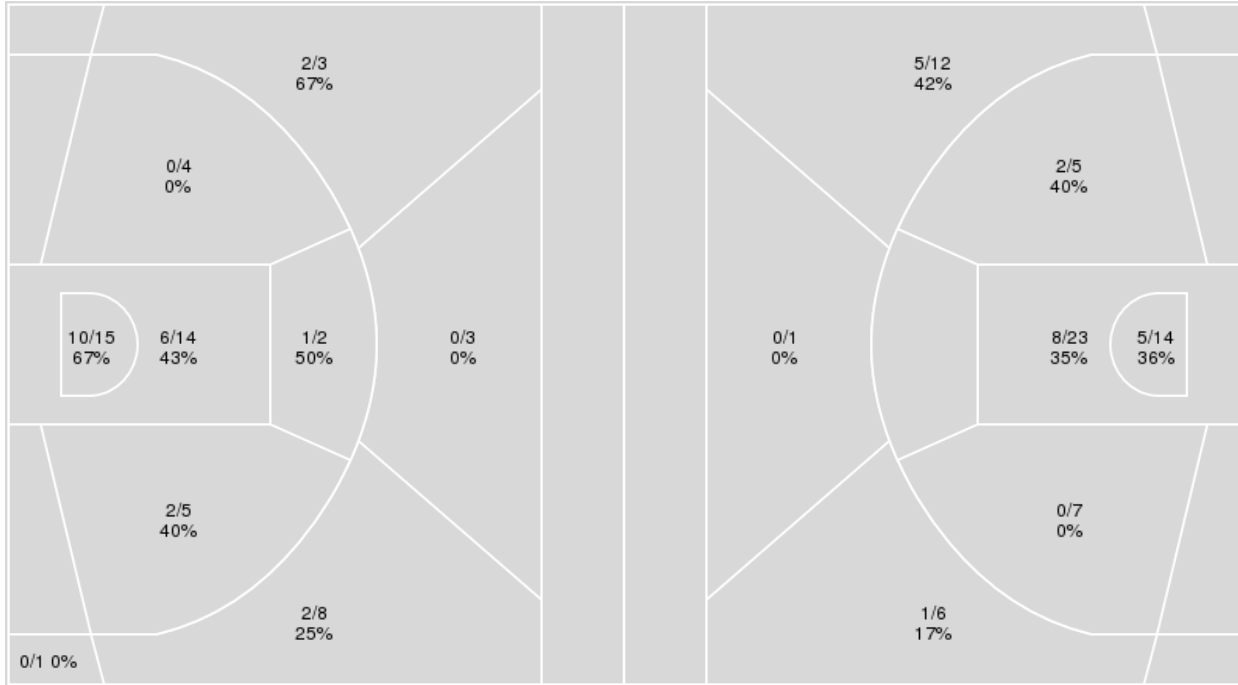
**Officials:** Mike Roberts, Doug Shows, Jeffrey Anderson

{ Players => All; } FG Types => All; Results => All;

{ Players => All; } FG Types => All; Results => All;

**Florida State**

**North Carolina**



Florida State	M/A	%
Field Goals	23/55	42
2 Points	19/40	48
3 Points	4/15	27
Free Throws	15/17	88

North Carolina	M/A	%
Field Goals	21/68	31
2 Points	15/49	31
3 Points	6/19	32
Free Throws	11/17	65



**North Carolina at Florida State**

02/04/20 Donald L. Tucker Center, Tallahassee  
2019-20 Men's Basketball

Game Time: 12:00 AM

Game Duration: 2:06

Attendance: 10,015

Officials: Mike Roberts, Doug Shows, Jeffrey Anderson

**North Carolina**

No	Name	Mins		Score		Points Diff		Points per Min		Assists		Rebounds		Steals		Turnovers	
		On	Off	On	Off	On	Off	On	Off	On	Off	On	Off	On	Off	On	Off
1	Leaky Black	33:43	06:17	52 - 51	7 - 14	1	-7	1.54	1.11	8	2	34	3	7	0	8	1
2	Cole Anthony	37:34	02:26	51 - 64	8 - 1	-13	7	1.36	3.29	7	3	34	3	4	3	9	0
3	Andrew Platek	32:56	07:04	52 - 50	7 - 15	2	-8	1.58	0.99	10	0	30	7	5	2	6	3
5	Armando Bacot	25:40	14:20	42 - 36	17 - 29	6	-12	1.64	1.19	9	1	19	18	6	1	8	1
13	Jeremiah Francis	03:15	36:45	3 - 9	56 - 56	-6	0	0.92	1.52	0	10	2	35	0	7	1	8
15	Garrison Brooks	33:54	06:06	53 - 51	6 - 14	2	-8	1.56	0.98	9	1	35	2	5	2	6	3
32	Justin Pierce	14:52	25:08	11 - 30	48 - 35	-19	13	0.74	1.91	1	9	17	20	3	4	3	6
55	Christian Keeling	18:06	21:54	31 - 34	28 - 31	-3	-3	1.71	1.28	6	4	14	23	5	2	4	5

**Florida State**

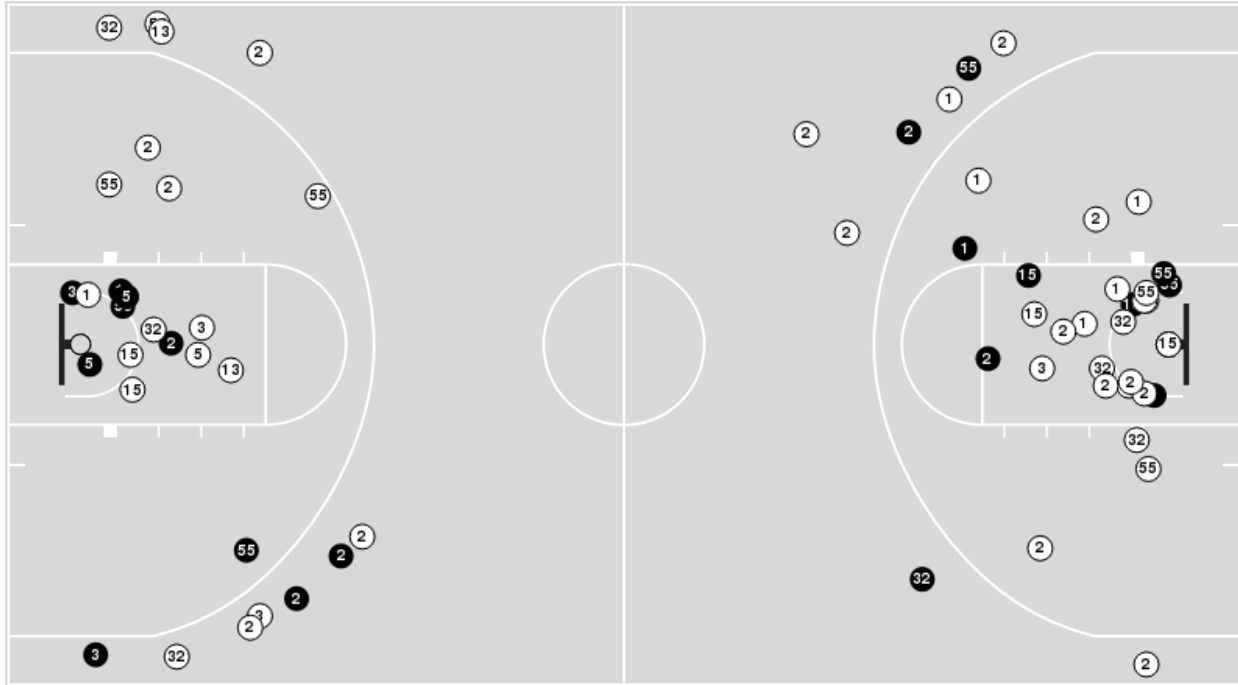
No	Name	Mins		Score		Points Diff		Points per Min		Assists		Rebounds		Steals		Turnovers	
		On	Off	On	Off	On	Off	On	Off	On	Off	On	Off	On	Off	On	Off
0	RayQuan Evans	12:24	27:36	24 - 9	41 - 50	15	-9	1.94	1.49	5	4	16	27	1	2	5	11
1	RaiQuan Gray	23:26	16:34	35 - 39	30 - 20	-4	10	1.49	1.81	3	6	25	18	2	1	11	5
2	Anthony Polite	11:48	28:12	17 - 15	48 - 44	2	4	1.44	1.70	1	8	9	34	0	3	2	14
3	Trent Forrest	34:47	05:13	58 - 58	7 - 1	0	6	1.67	1.34	8	1	37	6	3	0	14	2
4	Patrick Williams	24:20	15:40	48 - 37	17 - 22	11	-5	1.97	1.09	8	1	29	14	3	0	10	6
5	Balsa Koprivica	07:25	32:35	16 - 8	49 - 51	8	-2	2.16	1.50	5	4	6	37	1	2	3	13
10	Malik Osborne	15:09	24:51	21 - 28	44 - 31	-7	13	1.39	1.77	2	7	14	29	0	3	5	11
15	Dominik Olejniczak	09:40	30:20	10 - 6	55 - 53	4	2	1.03	1.81	0	9	12	31	0	3	3	13
23	M.J. Walker	24:57	15:03	39 - 41	26 - 18	-2	8	1.56	1.73	5	4	31	12	3	0	14	2
24	Devin Vassell	36:04	03:56	57 - 54	8 - 5	3	3	1.58	2.03	8	1	36	7	2	1	13	3



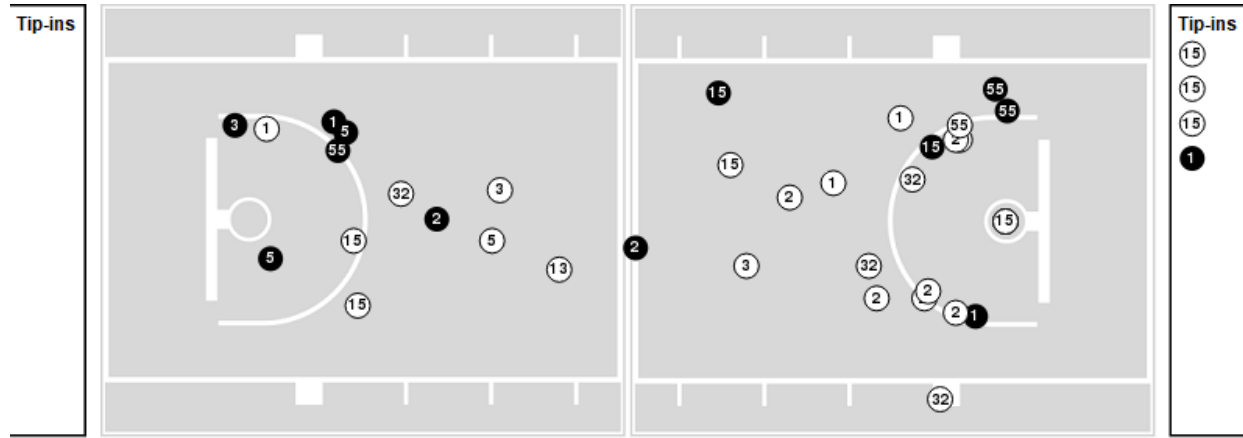


Players => AllFG Types=>AllResults=>All  
**North Carolina**

**All Field Goals**



**Blow Up Chart**



● Made    ○ Missed    N - Player Number

North Carolina	M/A	%
Field Goals	21/68	31
2 Points	15/49	31
3 Points	6/19	32
Free Throws	11/17	65

North Carolina	M/A	%
Points in the Paint	26 (13 / 37)	35
Fast Break Points	10 (6/6)	100
Second Chance Points	8 (5/16)	31
Effective FG%	35	

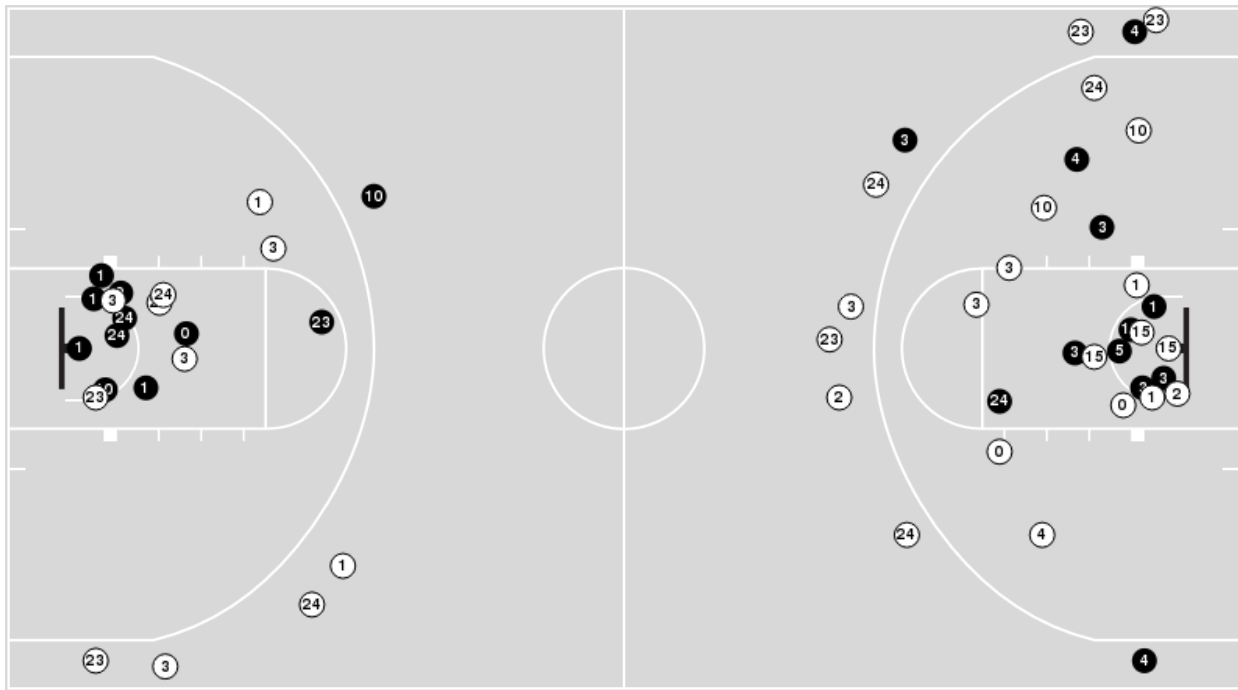


**Officials:** Mike Roberts, Doug Shows, Jeffrey Anderson

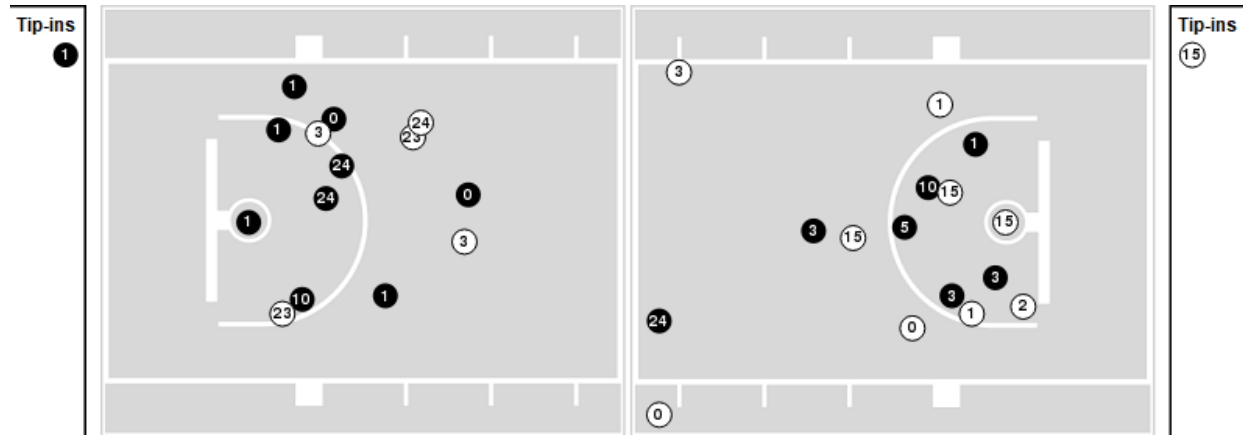
Players => AllFG Types=>AllResults=>All

**Florida State**

**All Field Goals**



**Blow Up Chart**



● Made ○ Missed N - Player Number

Florida State	M/A	%
Field Goals	23/55	42
2 Points	19/40	48
3 Points	4/15	27
Free Throws	15/17	88

Florida State	M/A	%
Points in the Paint	32 (16 / 29)	55
Fast Break Points	10 (5/5)	100
Second Chance Points	7 (5/11)	45
Effective FG%	45	



**Officials:** Mike Roberts, Doug Shows, Jeffrey Anderson

**North Carolina**

Lineup	Quarter On	Time On	Quarter Off	Time Off	Time on Court	Score	Score Diff	Reb	Stl	Tov	Ass	PPP
2- Anthony C/ 5- Bacot A/ 15- Brooks G/ 1- Black L/ 3- Platek A/	1	20:00	1	14:47	05:13	7-7	0	6	0	2	0	0.8883
2- Anthony C/ 15- Brooks G/ 32- Pierce J/ 55- Keeling C/ 1- Black L/	1	14:47	1	13:27	01:20	1-0	1	4	0	0	0	0.5319
2- Anthony C/ 5- Bacot A/ 32- Pierce J/ 55- Keeling C/ 3- Platek A/	1	13:27	1	11:23	02:04	2-5	-3	1	0	1	1	0.5000
5- Bacot A/ 15- Brooks G/ 55- Keeling C/ 1- Black L/ 3- Platek A/	1	11:23	1	09:05	02:18	8-0	8	3	3	0	3	2.0000
2- Anthony C/ 15- Brooks G/ 32- Pierce J/ 55- Keeling C/ 3- Platek A/	1	09:05	1	07:39	01:26	0-4	-4	1	0	0	0	0.0000
2- Anthony C/ 5- Bacot A/ 15- Brooks G/ 1- Black L/ 3- Platek A/	1	07:39	1	03:15	04:24	7-4	3	3	1	2	2	0.9021
2- Anthony C/ 13- Francis J/ 15- Brooks G/ 32- Pierce J/ 1- Black L/	1	03:15	2	20:00	03:15	3-9	-6	2	0	1	0	0.5000
2- Anthony C/ 5- Bacot A/ 15- Brooks G/ 1- Black L/ 3- Platek A/	2	20:00	2	15:55	04:05	9-4	5	3	0	0	1	1.5000
2- Anthony C/ 15- Brooks G/ 32- Pierce J/ 1- Black L/ 3- Platek A/	2	15:55	2	12:27	03:28	0-4	-4	6	1	0	0	0.0000
2- Anthony C/ 5- Bacot A/ 15- Brooks G/ 1- Black L/ 3- Platek A/	2	12:27	2	11:18	01:09	0-2	-2	1	0	0	0	0.0000
2- Anthony C/ 5- Bacot A/ 15- Brooks G/ 55- Keeling C/ 1- Black L/	2	11:18	2	10:11	01:07	1-3	-2	1	0	1	0	0.3472
2- Anthony C/ 5- Bacot A/ 32- Pierce J/ 55- Keeling C/ 1- Black L/	2	10:11	2	08:49	01:22	2-3	-1	0	2	1	0	0.5155
2- Anthony C/ 5- Bacot A/ 55- Keeling C/ 1- Black L/ 3- Platek A/	2	08:49	2	06:17	02:32	2-5	-3	1	0	1	0	0.5319
2- Anthony C/ 5- Bacot A/ 15- Brooks G/ 55- Keeling C/ 3- Platek A/	2	06:17	2	05:00	01:17	2-2	0	0	0	0	1	1.0000
2- Anthony C/ 15- Brooks G/ 32- Pierce J/ 55- Keeling C/ 3- Platek A/	2	05:00	2	03:30	01:30	3-3	0	1	0	0	0	1.5000
2- Anthony C/ 15- Brooks G/ 55- Keeling C/ 1- Black L/ 3- Platek A/	2	03:30	2	00:27	03:02	10-8	2	2	0	0	1	1.5528
2- Anthony C/ 5- Bacot A/ 15- Brooks G/ 1- Black L/ 3- Platek A/	2	00:27	2	00:27	00:01	2-0	2	0	0	0	1	2.0000
5- Bacot A/ 32- Pierce J/ 55- Keeling C/ 1- Black L/ 3- Platek A/	2	00:27	2	00:19	00:08	0-1	-1	0	0	0	0	0.0000
2- Anthony C/ 15- Brooks G/ 32- Pierce J/ 1- Black L/ 3- Platek A/	2	00:19	2	00:00	00:19	0-1	-1	2	0	0	0	0.0000



**North Carolina at Florida State**

02/04/20 Donald L. Tucker Center, Tallahassee  
2019-20 Men's Basketball

Game Time: 12:00 AM

Game Duration: 2:06

Attendance: 10,015

Officials: Mike Roberts, Doug Shows, Jeffrey Anderson

**Florida State**

Lineup	Quarter On	Time On	Quarter Off	Time Off	Time on Court	Score	Score Diff	Reb	Stl	Tov	Ass	PPP
2- Polite A/ 10- Osborne M/ 24- Vassell D/ 1- Gray R/ 3- Forrest T/	1	20:00	1	17:14	02:46	3-4	-1	4	0	0	0	0.5515
2- Polite A/ 15- Olejniczak D/ 24- Vassell D/ 1- Gray R/ 3- Forrest T/	1	17:14	1	16:17	00:57	2-0	2	1	0	0	0	2.0000
2- Polite A/ 4- Williams P/ 15- Olejniczak D/ 24- Vassell D/ 3- Forrest T/	1	16:17	1	14:47	01:30	2-3	-1	0	0	0	0	1.0000
0- Evans R/ 4- Williams P/ 15- Olejniczak D/ 23- Walker M/ 3- Forrest T/	1	14:47	1	13:27	01:20	0-1	-1	4	0	0	0	0.0000
0- Evans R/ 4- Williams P/ 5- Koprivica B/ 23- Walker M/ 3- Forrest T/	1	13:27	1	12:13	01:14	5-2	3	1	0	0	1	1.6667
0- Evans R/ 4- Williams P/ 5- Koprivica B/ 23- Walker M/ 24- Vassell D/	1	12:13	1	10:52	01:21	0-0	0	0	0	2	0	0.0000
10- Osborne M/ 23- Walker M/ 24- Vassell D/ 1- Gray R/ 3- Forrest T/	1	10:52	1	09:05	01:47	0-8	-8	1	0	2	0	0.0000
2- Polite A/ 10- Osborne M/ 24- Vassell D/ 1- Gray R/ 3- Forrest T/	1	09:05	1	05:41	03:24	6-1	5	3	0	1	1	1.0000
4- Williams P/ 10- Osborne M/ 23- Walker M/ 24- Vassell D/ 3- Forrest T/	1	05:41	1	04:50	00:51	0-3	-3	1	0	0	0	0.0000
4- Williams P/ 5- Koprivica B/ 23- Walker M/ 24- Vassell D/ 3- Forrest T/	1	04:50	1	03:15	01:35	2-3	-1	2	1	1	1	0.6667
0- Evans R/ 4- Williams P/ 5- Koprivica B/ 24- Vassell D/ 3- Forrest T/	1	03:15	2	20:00	03:15	9-3	6	3	0	0	3	1.5306
2- Polite A/ 10- Osborne M/ 24- Vassell D/ 1- Gray R/ 3- Forrest T/	2	20:00	2	17:11	02:49	4-7	-3	1	0	0	0	1.0000
2- Polite A/ 15- Olejniczak D/ 24- Vassell D/ 1- Gray R/ 3- Forrest T/	2	17:11	2	16:49	00:22	0-0	0	0	0	1	0	0.0000
15- Olejniczak D/ 23- Walker M/ 24- Vassell D/ 1- Gray R/ 3- Forrest T/	2	16:49	2	14:03	02:46	2-2	0	3	0	2	0	0.6667
0- Evans R/ 15- Olejniczak D/ 23- Walker M/ 24- Vassell D/ 1- Gray R/	2	14:03	2	13:14	00:49	0-0	0	1	0	0	0	0.0000
0- Evans R/ 4- Williams P/ 15- Olejniczak D/ 23- Walker M/ 24- Vassell D/	2	13:14	2	11:18	01:56	4-0	4	3	0	0	0	1.3333
0- Evans R/ 4- Williams P/ 23- Walker M/ 24- Vassell D/ 1- Gray R/	2	11:18	2	10:11	01:07	3-1	2	2	0	0	1	1.2295
0- Evans R/ 4- Williams P/ 23- Walker M/ 1- Gray R/ 3- Forrest T/	2	10:11	2	08:49	01:22	3-2	1	2	1	3	0	0.6944
4- Williams P/ 23- Walker M/ 24- Vassell D/ 1- Gray R/ 3- Forrest T/	2	08:49	2	07:02	01:47	2-2	0	3	1	0	0	0.6667
4- Williams P/ 10- Osborne M/ 23- Walker M/ 24- Vassell D/ 3- Forrest T/	2	07:02	2	03:30	03:32	8-5	3	4	0	2	1	1.3605
4- Williams P/ 23- Walker M/ 24- Vassell D/ 1- Gray R/ 3- Forrest T/	2	03:30	2	00:00	03:30	10-12	-2	4	0	2	1	1.5337



**Officials:** Mike Roberts, Doug Shows, Jeffrey Anderson

**North Carolina**

Lineup	Time	Score	Score Diff	Pts/Min	Reb	Stl	Tov	Ass	PPP
2- Anthony C/ 5- Bacot A/ 15- Brooks G/ 1- Black L/ 3- Platek A/	10:47	16-13	3	1.4838	10	1	4	3	0.8584
2- Anthony C/ 5- Bacot A/ 15- Brooks G/ 1- Black L/ 3- Platek A/	04:05	9-4	5	2.2041	3	0	0	1	1.5000
2- Anthony C/ 15- Brooks G/ 32- Pierce J/ 1- Black L/ 3- Platek A/	03:47	0-5	-5	0.0000	8	1	0	0	0.0000
2- Anthony C/ 13- Francis J/ 15- Brooks G/ 32- Pierce J/ 1- Black L/	03:15	3-9	-6	0.9231	2	0	1	0	0.5000
2- Anthony C/ 15- Brooks G/ 55- Keeling C/ 1- Black L/ 3- Platek A/	03:02	10-8	2	3.2967	2	0	0	1	1.5528
2- Anthony C/ 5- Bacot A/ 55- Keeling C/ 1- Black L/ 3- Platek A/	02:32	2-5	-3	0.7895	1	0	1	0	0.5319
5- Bacot A/ 15- Brooks G/ 55- Keeling C/ 1- Black L/ 3- Platek A/	02:18	8-0	8	3.4783	3	3	0	3	2.0000
2- Anthony C/ 5- Bacot A/ 32- Pierce J/ 55- Keeling C/ 3- Platek A/	02:04	2-5	-3	0.9677	1	0	1	1	0.5000
2- Anthony C/ 15- Brooks G/ 32- Pierce J/ 55- Keeling C/ 3- Platek A/	01:30	3-3	0	2.0000	1	0	0	0	1.5000
2- Anthony C/ 15- Brooks G/ 32- Pierce J/ 55- Keeling C/ 3- Platek A/	01:26	0-4	-4	0.0000	1	0	0	0	0.0000
2- Anthony C/ 5- Bacot A/ 32- Pierce J/ 55- Keeling C/ 1- Black L/	01:22	2-3	-1	1.4634	0	2	1	0	0.5155
2- Anthony C/ 15- Brooks G/ 32- Pierce J/ 55- Keeling C/ 1- Black L/	01:20	1-0	1	0.7500	4	0	0	0	0.5319
2- Anthony C/ 5- Bacot A/ 15- Brooks G/ 55- Keeling C/ 3- Platek A/	01:17	2-2	0	1.5584	0	0	0	1	1.0000
2- Anthony C/ 5- Bacot A/ 15- Brooks G/ 55- Keeling C/ 1- Black L/	01:07	1-3	-2	0.8955	1	0	1	0	0.3472
5- Bacot A/ 32- Pierce J/ 55- Keeling C/ 1- Black L/ 3- Platek A/	00:08	0-1	-1	0.0000	0	0	0	0	0.0000



**Officials:** Mike Roberts, Doug Shows, Jeffrey Anderson

**Florida State**

Lineup	Time	Score	Score Diff	Pts/Min	Reb	Stl	Tov	Ass	PPP
2- Polite A/ 10- Osborne M/ 24- Vassell D/ 1- Gray R/ 3- Forrest T/	08:59	13-12	1	1.4471	8	0	1	1	0.8420
4- Williams P/ 23- Walker M/ 24- Vassell D/ 1- Gray R/ 3- Forrest T/	05:17	12-14	-2	2.2713	7	1	2	1	1.2605
4- Williams P/ 10- Osborne M/ 23- Walker M/ 24- Vassell D/ 3- Forrest T/	04:23	8-8	0	1.8251	5	0	2	1	1.1628
0- Evans R/ 4- Williams P/ 5- Koprivica B/ 24- Vassell D/ 3- Forrest T/	03:15	9-3	6	2.7692	3	0	0	3	1.5306
15- Olejniczak D/ 23- Walker M/ 24- Vassell D/ 1- Gray R/ 3- Forrest T/	02:46	2-2	0	0.7229	3	0	2	0	0.6667
0- Evans R/ 4- Williams P/ 15- Olejniczak D/ 23- Walker M/ 24- Vassell D/	01:56	4-0	4	2.0690	3	0	0	0	1.3333
10- Osborne M/ 23- Walker M/ 24- Vassell D/ 1- Gray R/ 3- Forrest T/	01:47	0-8	-8	0.0000	1	0	2	0	0.0000
4- Williams P/ 5- Koprivica B/ 23- Walker M/ 24- Vassell D/ 3- Forrest T/	01:35	2-3	-1	1.2632	2	1	1	1	0.6667
2- Polite A/ 4- Williams P/ 15- Olejniczak D/ 24- Vassell D/ 3- Forrest T/	01:30	2-3	-1	1.3333	0	0	0	0	1.0000
0- Evans R/ 4- Williams P/ 23- Walker M/ 1- Gray R/ 3- Forrest T/	01:22	3-2	1	2.1951	2	1	3	0	0.6944
0- Evans R/ 4- Williams P/ 5- Koprivica B/ 23- Walker M/ 24- Vassell D/	01:21	0-0	0	0.0000	0	0	2	0	0.0000
0- Evans R/ 4- Williams P/ 15- Olejniczak D/ 23- Walker M/ 3- Forrest T/	01:20	0-1	-1	0.0000	4	0	0	0	0.0000
2- Polite A/ 15- Olejniczak D/ 24- Vassell D/ 1- Gray R/ 3- Forrest T/	01:19	2-0	2	1.5190	1	0	1	0	1.0000
0- Evans R/ 4- Williams P/ 5- Koprivica B/ 23- Walker M/ 3- Forrest T/	01:14	5-2	3	4.0541	1	0	0	1	1.6667
0- Evans R/ 4- Williams P/ 23- Walker M/ 24- Vassell D/ 1- Gray R/	01:07	3-1	2	2.6866	2	0	0	1	1.2295
0- Evans R/ 15- Olejniczak D/ 23- Walker M/ 24- Vassell D/ 1- Gray R/	00:49	0-0	0	0.0000	1	0	0	0	0.0000