



**Officials:** Ron Groover, Lee Cassell, Brian Dorsey

**North Carolina - 81**

**Record: 18-9**

NO.	Name	F	Min	FG			3P			FT			Rebounds			Fouls		TP	AS	TO	ST	Blocks		+/-
				M-A	M-A	M-A	OR	DR	TOT	PF	FD	OR	DR	TOT	BS	BA								
5	Armando Bacot	F	24:54	7-9	0-0	3-7	6	7	13	4	5	17	1	0	1	4	0	0	1	4	0	0		
15	Garrison Brooks	F	21:34	2-6	0-0	1-2	1	2	3	1	2	5	1	0	1	1	0	1	1	0	11			
1	Leaky Black	G	30:12	3-7	2-4	0-0	0	3	3	1	0	8	3	1	1	0	0	12						
2	Caleb Love	G	26:00	2-12	1-7	2-2	0	2	2	0	1	7	0	2	0	0	1	-1						
24	Kerwin Walton	G	24:56	2-4	1-2	3-6	1	3	4	2	3	8	1	1	0	0	0	6						
0	Anthony Harris		10:22	1-3	0-1	1-2	0	0	0	3	2	3	3	1	2	0	0	-5						
4	RJ Davis		24:32	6-10	4-7	3-3	0	4	4	1	3	19	1	2	1	0	0	10						
11	Day'Ron Sharpe		21:25	4-7	0-0	2-2	3	2	5	3	1	10	2	2	1	2	1	8						
13	Walker Kessler		11:32	1-5	0-0	2-3	3	4	7	2	2	4	0	0	0	0	0	0						
3	Andrew Platek		04:33	0-0	0-0	0-0	0	0	0	0	0	0	0	1	0	0	0	-1						
Team							1	1	2			0			1									
<b>Totals</b>				28-63	8-21	17-27	15	28	43	17	19	81	12	11	7	7	2	8						

Shooting By Period		
1st FG%	11-25	44.0%
3PT%	3-9	33.3%
FT%	7-10	70%
2nd FG%	17-38	44.7%
3PT%	5-12	41.7%
FT%	10-17	58.8%
GM FG%	28-63	44.4%
3PT%	8-21	38.1%
FT%	17-27	63.0%

Dead Ball Rebounds: 5, 0

**Technical Fouls::NONE**

**Virginia Tech - 73**

**Record: 15-6**

NO.	Name	F	Min	FG			3P			FT			Rebounds			Fouls		TP	AS	TO	ST	Blocks		+/-
				M-A	M-A	M-A	OR	DR	TOT	PF	FD	OR	DR	TOT	BS	BA								
22	Keve Aluma	F	34:51	4-13	0-3	1-1	2	6	8	3	4	9	4	1	2	1	1	-10						
25	Justyn Mutts	F	35:29	10-16	3-5	1-5	2	6	8	4	4	24	1	2	1	1	1	-10						
3	Wabissa Bede	G	30:57	0-5	0-1	0-0	0	3	3	3	0	0	7	1	2	0	2	-5						
4	Nahiem Alleyne	G	27:58	4-8	4-6	0-1	0	4	4	4	1	12	2	1	0	0	1	0						
23	Tyrece Radford	G	36:05	8-13	0-0	4-4	1	5	6	1	4	20	1	1	1	0	2	-2						
0	Hunter Cattoor		19:56	1-2	1-2	3-5	0	0	0	3	3	6	1	2	0	0	0	-6						
5	David N'Guessan		04:37	1-1	0-0	0-0	0	0	0	0	0	2	0	1	1	0	0	-3						
35	Cordell Pemsil		05:03	0-1	0-0	0-0	0	1	1	1	1	0	1	1	0	0	7							
1	Joe Bamisile		05:04	0-1	0-1	0-0	0	0	0	0	0	0	0	0	0	0	0	-11						
Team							2	0	2			0			1									
<b>Totals</b>				28-60	8-18	9-16	7	25	32	19	17	73	17	11	7	2	7	-8						

Shooting By Period		
1st FG%	14-30	46.7%
3PT%	3-9	33.3%
FT%	4-4	100%
2nd FG%	14-30	46.7%
3PT%	5-9	55.6%
FT%	5-12	41.7%
GM FG%	28-60	46.7%
3PT%	8-18	44.4%
FT%	9-16	56.3%

Dead Ball Rebounds: 4, 0

**Technical Fouls::NONE**

	UNC	VT
<b>Biggest lead</b>	12 (2 <sup>nd</sup> 0:51)	8 (1 <sup>st</sup> 14:51)
<b>Best Scoring Run</b>	8 (1 <sup>st</sup> 8:37)	9 (1 <sup>st</sup> 15:25)
<b>Lead Changes</b>	6	
<b>Times Tied</b>	6	
<b>Time with Lead</b>	18:04	18:44

Points from	UNC	VT
<b>Turnovers</b>	12	9
<b>Paint</b>	30	34
<b>Second Chance</b>	17	10
<b>Fast Breaks</b>	20	6
<b>Bench</b>	36	8

	Period by Period Scoring		
	1st	2nd	TOT
<b>UNC</b>	32	49	81
<b>VT</b>	35	38	73



**Period 1**

**Quarter Starters:**

<b>VT</b>	3 Bede W	4 Alleyne N	22 Aluma K	23 Radford T	25 Mutts J
<b>UNC</b>	1 Black L	2 Love C	5 Bacot A	15 Brooks G	24 Walton K

Game Time	VT	Score	Diff	UNC
20:00	22 ALUMA K jumpball won			5 BACOT A jumpball lost
19:47	4 ALLEYNE N 3pt FG , jump shot missed			
19:44				defensive rebound (1)
19:34	25 MUTTS J steal (1)			2 LOVE C turnover bad pass (1)
19:16	25 MUTTS J 3pt FG from turnover, jump shot missed			
19:12				24 WALTON K defensive rebound (1)
19:06		<b>0-2</b>	<b>-2</b>	15 BROOKS G 2pt FG outside the paint, turnaround jump shot made (2)
18:44	23 RADFORD T 2pt FG outside the paint, pull up jump shot made (2)	<b>2-2</b>	<b>0</b>	
18:10				15 BROOKS G 2pt FG outside the paint, jump shot missed
18:07				offensive dead ball rebound (1)
18:07				turnover shot clock (2)
17:56	22 ALUMA K 2pt FG from turnover in the paint, driving layup made (2)	<b>4-2</b>	<b>2</b>	
17:41				2 LOVE C 2pt FG outside the paint, pull up jump shot missed
17:37	3 BEDE W defensive rebound (1)			
17:25	jump ball situation			
17:25	23 RADFORD T turnover lost ball (1)			15 BROOKS G steal (1)
17:03				2 LOVE C 3pt FG from turnover, jump shot missed
16:59	22 ALUMA K defensive rebound (1)			
16:38	25 MUTTS J 3pt FG , jump shot made (3)	<b>7-2</b>	<b>5</b>	
16:38	3 BEDE W assist (1)			
16:19				1 BLACK L 2pt FG outside the paint, pull up jump shot missed
16:14	4 ALLEYNE N defensive rebound (1)			
15:54	23 RADFORD T 2pt FG in the paint, driving layup missed			
15:51				24 WALTON K defensive rebound (2)
15:44				1 BLACK L 3pt FG , jump shot missed
15:41	22 ALUMA K defensive rebound (2)			
15:41	22 ALUMA K foul drawn (1)			5 BACOT A foul personal (1 - 1)
15:41				Timeout media
15:41				1 BLACK L substitution out
15:41				2 LOVE C substitution out
15:41				5 BACOT A substitution out
15:41				15 BROOKS G substitution out
15:41				0 HARRIS A substitution in
15:41				4 DAVIS R substitution in
15:41				11 SHARPE D substitution in
15:41				13 KESSLER W substitution in
15:25	25 MUTTS J 2pt FG in the paint, layup made (5)	<b>9-2</b>	<b>7</b>	
15:25	4 ALLEYNE N assist (1)			
15:05	4 ALLEYNE N foul shooting (1 - 1)			24 WALTON K foul drawn (1)
15:05		<b>9-3</b>	<b>6</b>	24 WALTON K free throw 1 - 2 made (1)
15:05	4 ALLEYNE N substitution out			



Official Basketball Play by Play - First Half  
**North Carolina at Virginia Tech**  
 03/11/21 Greensboro Coliseum, Greensboro  
 2021 New York Life ACC Men's Basketball Tournament

**Game Time:** 8:30 PM  
**Game Duration:** 1:57  
**Attendance:** 2,820

**Officials:** Ron Groover, Lee Cassell, Brian Dorsey

Game Time	VT	Score	Diff	UNC
15:05	0 CATTOOR H substitution in			
15:05				24 WALTON K free throw 2 - 2 missed
15:03	22 ALUMA K defensive rebound (3)			
14:51	23 RADFORD T 2pt FG outside the paint, pull up jump shot made (4)	<b>11-3</b>	<b>8</b>	
14:51	25 MUTTS J assist (1)			
14:34	22 ALUMA K steal (1)			24 WALTON K turnover bad pass (1)
14:26	25 MUTTS J turnover bad pass (1)			0 HARRIS A steal (1)
14:22		<b>11-6</b>	<b>5</b>	24 WALTON K 3pt FG fast break from turnover, jump shot made (4)
14:22				0 HARRIS A assist (1)
14:01	22 ALUMA K 2pt FG in the paint, hook shot missed			
13:58	25 MUTTS J offensive rebound (1)			
13:55	25 MUTTS J 2pt FG second chance in the paint, dunk, missed			
13:53				13 KESSLER W defensive rebound (1)
13:53	3 BEDE W foul shooting (1 - 2)			4 DAVIS R foul drawn (1)
13:53		<b>11-7</b>	<b>4</b>	4 DAVIS R free throw fast break 1 - 2 made (1)
13:53		<b>11-8</b>	<b>3</b>	4 DAVIS R free throw fast break 2 - 2 made (2)
13:40	25 MUTTS J 2pt FG in the paint, dunk, made (7)	<b>13-8</b>	<b>5</b>	
13:40	22 ALUMA K assist (1)			
13:21		<b>13-10</b>	<b>3</b>	0 HARRIS A 2pt FG outside the paint, pull up jump shot made (2)
13:04	22 ALUMA K 2pt FG in the paint, layup blocked			
13:04				11 SHARPE D block (1)
13:00				4 DAVIS R defensive rebound (1)
12:45	0 CATTOOR H foul personal (1 - 3)			0 HARRIS A foul drawn (1)
12:45	22 ALUMA K substitution out			
12:45	25 MUTTS J substitution out			
12:45	5 N'GUESSAN D substitution in			
12:45	35 PEMSL C substitution in			
12:45				24 WALTON K substitution out
12:45				3 PLATEK A substitution in
12:43	23 RADFORD T steal (1)			4 DAVIS R turnover bad pass (1)
12:30	5 N'GUESSAN D turnover bad pass (1)			0 HARRIS A steal (2)
12:26				0 HARRIS A 2pt FG from turnover in the paint, driving layup missed
12:21	23 RADFORD T defensive rebound (1)			
12:16	0 CATTOOR H foul drawn (1)			0 HARRIS A foul personal (1 - 2)
12:11	0 CATTOOR H 3pt FG , jump shot made (3)	<b>16-10</b>	<b>6</b>	
12:11	35 PEMSL C assist (1)			
11:47				3 PLATEK A turnover bad pass (1)
11:47	Timeout media			
11:47	5 N'GUESSAN D substitution out			
11:47	22 ALUMA K substitution in			
11:26	35 PEMSL C 2pt FG from turnover outside the paint, jump shot missed			
11:22				13 KESSLER W defensive rebound (2)
11:18		<b>16-13</b>	<b>3</b>	4 DAVIS R 3pt FG fast break, jump shot made (5)
11:18				0 HARRIS A assist (2)
11:00	23 RADFORD T 2pt FG in the paint, layup made (6)	<b>18-13</b>	<b>5</b>	
11:00	3 BEDE W assist (2)			



Official Basketball Play by Play - First Half  
**North Carolina at Virginia Tech**  
 03/11/21 Greensboro Coliseum, Greensboro  
 2021 New York Life ACC Men's Basketball Tournament

**Game Time:** 8:30 PM  
**Game Duration:** 1:57  
**Attendance:** 2,820

**Officials:** Ron Groover, Lee Cassell, Brian Dorsey

Game Time	VT	Score	Diff	UNC
10:46		<b>18-15</b>	<b>3</b>	11 SHARPE D 2pt FG in the paint, layup made (2)
10:46				4 DAVIS R assist (1)
10:32	22 ALUMA K foul drawn (2)			4 DAVIS R foul personal (1 - 3)
10:32	3 BEDE W substitution out			
10:32	23 RADFORD T substitution out			
10:32	35 PEMSL C substitution out			
10:32	1 BAMISILE J substitution in			
10:32	4 ALLEYNE N substitution in			
10:32	25 MUTTS J substitution in			
10:32				0 HARRIS A substitution out
10:32				3 PLATEK A substitution out
10:32				4 DAVIS R substitution out
10:32				11 SHARPE D substitution out
10:32				13 KESSLER W substitution out
10:32				1 BLACK L substitution in
10:32				2 LOVE C substitution in
10:32				5 BACOT A substitution in
10:32				15 BROOKS G substitution in
10:32				24 WALTON K substitution in
10:29	22 ALUMA K 2pt FG in the paint, hook shot missed			
10:25				1 BLACK L defensive rebound (1)
10:08	0 CATTOOR H foul shooting (2 - 4)			24 WALTON K foul drawn (2)
10:08				24 WALTON K free throw 1 - 2 missed
10:08				offensive dead ball rebound (2)
10:08	0 CATTOOR H substitution out			
10:08	3 BEDE W substitution in			
10:08		<b>18-16</b>	<b>2</b>	24 WALTON K free throw 2 - 2 made (5)
09:56	22 ALUMA K turnover travel (1)			
09:40				24 WALTON K 3pt FG from turnover, jump shot missed
09:36	25 MUTTS J defensive rebound (2)			
09:22	22 ALUMA K 3pt FG , jump shot missed			
09:19				1 BLACK L defensive rebound (2)
09:09		<b>18-19</b>	<b>-1</b>	2 LOVE C 3pt FG , pull up jump shot made (3)
08:45	1 BAMISILE J 3pt FG , jump shot missed			
08:42				5 BACOT A defensive rebound (1)
08:37		<b>18-21</b>	<b>-3</b>	2 LOVE C 2pt FG fast break in the paint, pull up jump shot made (5)
08:12	4 ALLEYNE N 2pt FG in the paint, driving layup blocked			
08:12				5 BACOT A block (1)
08:09				5 BACOT A defensive rebound (2)
08:07				2 LOVE C 3pt FG , jump shot missed
08:02				5 BACOT A offensive rebound (3)
08:02	22 ALUMA K foul personal (1 - 5)			15 BROOKS G foul drawn (1)
08:02	1 BAMISILE J substitution out			
08:02	23 RADFORD T substitution in			
08:02				5 BACOT A substitution out
08:02				11 SHARPE D substitution in
07:55				2 LOVE C 2pt FG second chance outside the paint, jump shot missed
07:52	22 ALUMA K defensive rebound (4)			



Official Basketball Play by Play - First Half  
**North Carolina at Virginia Tech**  
 03/11/21 Greensboro Coliseum, Greensboro  
 2021 New York Life ACC Men's Basketball Tournament

**Game Time:** 8:30 PM  
**Game Duration:** 1:57  
**Attendance:** 2,820

**Officials:** Ron Groover, Lee Cassell, Brian Dorsey

Game Time	VT	Score	Diff	UNC
07:49	23 RADFORD T 2pt FG fast break in the paint, driving layup made (8)	20-21	-1	
07:49	22 ALUMA K assist (2)			
07:26	25 MUTTS J foul shooting (1 - 6)			11 SHARPE D foul drawn (1)
07:26	Timeout media			
07:26				24 WALTON K substitution out
07:26				4 DAVIS R substitution in
07:26		20-22	-2	11 SHARPE D free throw 1 - 2 made (3)
07:26		20-23	-3	11 SHARPE D free throw 2 - 2 made (4)
06:57	22 ALUMA K 2pt FG outside the paint, jump shot missed			
06:55				4 DAVIS R defensive rebound (2)
06:40				15 BROOKS G 2pt FG outside the paint, jump shot missed
06:37	25 MUTTS J defensive rebound (3)			
06:31	4 ALLEYNE N turnover lost ball (1)			11 SHARPE D steal (1)
06:24	22 ALUMA K steal (2)			11 SHARPE D turnover bad pass (1)
06:05	23 RADFORD T 2pt FG from turnover in the paint, layup blocked			
06:05				15 BROOKS G block (1)
06:04	offensive rebound (11)			
06:04	4 ALLEYNE N substitution out			
06:04	22 ALUMA K substitution out			
06:04	0 CATTOOR H substitution in			
06:04	35 PEMSL C substitution in			
06:04				15 BROOKS G substitution out
06:04				13 KESSLER W substitution in
05:58	25 MUTTS J 2pt FG from turnover second chance in the paint, layup made (9)	22-23	-1	
05:58	3 BEDE W assist (3)			
05:51				2 LOVE C substitution out
05:51				24 WALTON K substitution in
05:44		22-25	-3	11 SHARPE D 2pt FG in the paint, hook shot made (6)
05:31	25 MUTTS J 3pt FG , jump shot made (12)	25-25	0	
05:31	3 BEDE W assist (4)			
05:07	3 BEDE W foul personal (2 - 7)			13 KESSLER W foul drawn (1)
05:07	35 PEMSL C substitution out			
05:07	22 ALUMA K substitution in			
05:07		25-26	-1	13 KESSLER W 1&1 free throw 1 made (1)
05:07				13 KESSLER W 1&1 free throw 2 missed
05:06	23 RADFORD T defensive rebound (2)			
04:52	23 RADFORD T 2pt FG in the paint, dunk, made (10)	27-26	1	
04:52	3 BEDE W assist (5)			
04:35				13 KESSLER W 2pt FG in the paint, layup missed
04:31				11 SHARPE D offensive rebound (1)
04:31		27-28	-1	11 SHARPE D 2pt FG second chance in the paint, layup made (8)
04:18	22 ALUMA K 3pt FG , jump shot missed			
04:14				13 KESSLER W defensive rebound (3)
04:01				1 BLACK L turnover bad pass (1)
04:01	3 BEDE W substitution out			
04:01	22 ALUMA K substitution out			
04:01	25 MUTTS J substitution out			



Official Basketball Play by Play - First Half  
**North Carolina at Virginia Tech**  
 03/11/21 Greensboro Coliseum, Greensboro  
 2021 New York Life ACC Men's Basketball Tournament

**Game Time:** 8:30 PM  
**Game Duration:** 1:57  
**Attendance:** 2,820

**Officials:** Ron Groover, Lee Cassell, Brian Dorsey

Game Time	VT	Score	Diff	UNC
04:01	4 ALLEYNE N substitution in			
04:01	5 N'GUESSAN D substitution in			
04:01	35 PEMSL C substitution in			
04:01				1 BLACK L substitution out
04:01				4 DAVIS R substitution out
04:01				11 SHARPE D substitution out
04:01				0 HARRIS A substitution in
04:01				2 LOVE C substitution in
04:01				5 BACOT A substitution in
03:46	5 N'GUESSAN D 2pt FG from turnover in the paint, layup made (2)	<b>29-28</b>	<b>1</b>	
03:46	4 ALLEYNE N assist (2)			
03:34	5 N'GUESSAN D steal (1)			0 HARRIS A turnover bad pass (1)
03:08	23 RADFORD T foul drawn (1)			0 HARRIS A foul personal (2 - 4)
03:08	Timeout media			
03:08	5 N'GUESSAN D substitution out			
03:08	35 PEMSL C substitution out			
03:08	22 ALUMA K substitution in			
03:08	25 MUTTS J substitution in			
03:08				13 KESSLER W substitution out
03:08				15 BROOKS G substitution in
02:52	25 MUTTS J 2pt FG from turnover in the paint, hook shot missed			
02:50				2 LOVE C defensive rebound (1)
02:41				0 HARRIS A 3pt FG , jump shot missed
02:38	25 MUTTS J defensive rebound (4)			
02:20	23 RADFORD T foul drawn (2)			0 HARRIS A foul shooting (3 - 5)
02:20	23 RADFORD T free throw 1 - 2 made (11)	<b>30-28</b>	<b>2</b>	
02:20				0 HARRIS A substitution out
02:20				24 WALTON K substitution out
02:20				1 BLACK L substitution in
02:20				3 PLATEK A substitution in
02:20	23 RADFORD T free throw 2 - 2 made (12)	<b>31-28</b>	<b>3</b>	
01:54		<b>31-30</b>	<b>1</b>	5 BACOT A 2pt FG in the paint, layup made (2)
01:33	25 MUTTS J 2pt FG in the paint, dunk, made (14)	<b>33-30</b>	<b>3</b>	
01:19		<b>33-32</b>	<b>1</b>	5 BACOT A 2pt FG in the paint, dunk, made (4)
01:19				1 BLACK L assist (1)
01:17	Timeout 30 Sec			
01:17				15 BROOKS G substitution out
01:17				11 SHARPE D substitution in
00:55	23 RADFORD T foul drawn (3)			11 SHARPE D foul personal (1 - 6)
00:51	22 ALUMA K 3pt FG , jump shot missed			
00:48				5 BACOT A defensive rebound (4)
00:31				5 BACOT A 2pt FG in the paint, layup missed
00:28	22 ALUMA K defensive rebound (5)			
00:04	23 RADFORD T foul drawn (4)			11 SHARPE D foul shooting (2 - 7)
00:04	23 RADFORD T free throw 1 - 2 made (13)	<b>34-32</b>	<b>2</b>	
00:04	0 CATTOOR H substitution out			
00:04	22 ALUMA K substitution out			
00:04	1 BAMISILE J substitution in			



**Officials:** Ron Groover, Lee Cassell, Brian Dorsey

Game Time	VT	Score	Diff	UNC
00:04	35 PEMSL C substitution in			
00:04				1 BLACK L substitution out
00:04				11 SHARPE D substitution out
00:04				15 BROOKS G substitution in
00:04				24 WALTON K substitution in
00:04	23 RADFORD T free throw 2 - 2 made (14)	<b>35-32</b>	<b>3</b>	
00:01				2 LOVE C 3pt FG , jump shot missed
00:01	25 MUTTS J defensive rebound (5)			
<b>END OF PERIOD</b>				
<b>VT 35-32 UNC</b>				



**Officials:** Ron Groover, Lee Cassell, Brian Dorsey

**North Carolina - 32**

NO.	Name	F	Min	FG			Rebounds			Fouls		TP	AS	TO	ST	Blocks		+/-
				M-A	M-A	M-A	OR	DR	TOT	PF	FD					BS	BA	
5	Armando Bacot	F	10:50	2-3	0-0	0-0	1	3	4	1	0	4	0	0	0	1	0	-3
15	Garrison Brooks	F	10:43	1-3	0-0	0-0	0	0	0	0	1	2	0	0	1	1	0	0
1	Leaky Black	G	13:05	0-2	0-1	0-0	0	2	2	0	0	0	1	1	0	0	0	-1
2	Caleb Love	G	13:01	2-7	1-4	0-0	0	1	1	0	0	5	0	1	0	0	0	-5
24	Kerwin Walton	G	13:57	1-2	1-2	2-4	0	2	2	0	2	5	0	1	0	0	0	-3
0	Anthony Harris		06:50	1-3	0-1	0-0	0	0	0	3	1	2	2	1	2	0	0	-1
4	RJ Davis		08:34	1-1	1-1	2-2	0	2	2	1	1	5	1	1	0	0	0	2
11	Day'Ron Sharpe		10:22	3-3	0-0	2-2	1	0	1	2	1	8	0	1	1	1	0	-1
13	Walker Kessler		08:05	0-1	0-0	1-2	0	3	3	0	1	1	0	0	0	0	0	-2
3	Andrew Platek		04:33	0-0	0-0	0-0	0	0	0	0	0	0	0	1	0	0	0	-1
Team							0	1	1			0		1				
<b>Totals</b>				11-25	3-9	7-10	2	14	16	7	7	32	4	8	4	3	0	-3

Shooting By Period		
1 <sup>st</sup> FG%	11-25	44.0%
3PT%	3-9	33.3%
FT%	7-10	70%
GM FG%	11-25	44.0%
3PT%	3-9	33.3%
FT%	7-10	70.0%

Dead Ball Rebounds: 2, 0

Technical Fouls::NONE

**Virginia Tech - 35**

NO.	Name	F	Min	FG			Rebounds			Fouls		TP	AS	TO	ST	Blocks		+/-
				M-A	M-A	M-A	OR	DR	TOT	PF	FD					BS	BA	
22	Keve Aluma	F	17:07	1-8	0-3	0-0	0	5	5	1	2	2	2	1	2	0	1	-6
25	Justyn Mutts	F	16:54	6-9	2-3	0-0	1	4	5	1	0	14	1	1	1	0	0	1
3	Wabissa Bede	G	15:35	0-0	0-0	0-0	0	1	1	2	0	0	5	0	0	0	0	-1
4	Nahiem Alleyne	G	13:24	0-2	0-1	0-0	0	1	1	1	0	0	2	1	0	0	1	4
23	Tyrece Radford	G	17:30	5-7	0-0	4-4	0	2	2	0	4	14	0	1	1	0	1	9
0	Hunter Cattoor		10:56	1-1	1-1	0-0	0	0	0	2	1	3	0	0	0	0	0	2
5	David N'Guessan		01:51	1-1	0-0	0-0	0	0	0	0	0	2	0	1	1	0	0	5
35	Cordell Pemsil		04:08	0-1	0-0	0-0	0	0	0	0	0	0	1	0	0	0	0	6
1	Joe Bamisile		02:35	0-1	0-1	0-0	0	0	0	0	0	0	0	0	0	0	0	-5
Team							1	0	1			0		0				
<b>Totals</b>				14-30	3-9	4-4	2	13	15	7	7	35	11	5	5	0	3	3

Shooting By Period		
1 <sup>st</sup> FG%	14-30	46.7%
3PT%	3-9	33.3%
FT%	4-4	100%
GM FG%	14-30	46.7%
3PT%	3-9	33.3%
FT%	4-4	100.0%

Dead Ball Rebounds: 0, 0

Technical Fouls::NONE

	UNC	VT
<b>Biggest lead</b>	3 (1 <sup>st</sup> 8:37)	8 (1 <sup>st</sup> 14:51)
<b>Best Scoring Run</b>	8 (1 <sup>st</sup> 8:37)	9 (1 <sup>st</sup> 15:25)
<b>Lead Changes</b>	5	
<b>Times Tied</b>	2	
<b>Time with Lead</b>	05:00	12:54

Points from	UNC	VT
<b>Turnovers</b>	3	6
<b>Paint</b>	12	18
<b>Second Chance</b>	2	2
<b>Fast Breaks</b>	10	2
<b>Bench</b>	16	5

	Period by Period Scoring		
	1st	2nd	TOT
<b>UNC</b>	32	49	81
<b>VT</b>	35	38	73





**Period 2**

**Quarter Starters:**

<b>VT</b>	3 Bede W	4 Alleyne N	22 Aluma K	23 Radford T	25 Mutts J
<b>UNC</b>	1 Black L	2 Love C	5 Bacot A	15 Brooks G	24 Walton K

Game Time	VT	Score	Diff	UNC
20:00	1 BAMISILE J substitution out			
20:00	35 PEMSL C substitution out			
20:00	3 BEDE W substitution in			
20:00	22 ALUMA K substitution in			
20:00				3 PLATEK A substitution out
20:00				1 BLACK L substitution in
19:45	25 MUTTS J foul drawn (1)			15 BROOKS G foul personal (1 - 1)
19:42	4 ALLEYNE N 3pt FG , jump shot made (3)	<b>38-32</b>	<b>6</b>	
19:42	22 ALUMA K assist (3)			
19:22				2 LOVE C 3pt FG , jump shot missed
19:19	23 RADFORD T defensive rebound (3)			
19:07	25 MUTTS J 3pt FG , jump shot missed			
19:03				24 WALTON K defensive rebound (3)
18:53	23 RADFORD T foul shooting (1 - 1)			2 LOVE C foul drawn (1)
18:53		<b>38-33</b>	<b>5</b>	2 LOVE C free throw 1 - 2 made (6)
18:53		<b>38-34</b>	<b>4</b>	2 LOVE C free throw 2 - 2 made (7)
18:36	3 BEDE W 2pt FG in the paint, driving layup missed			
18:34	offensive rebound (17)			
18:31	22 ALUMA K foul drawn (3)			1 BLACK L foul personal (1 - 2)
18:27	4 ALLEYNE N 2pt FG second chance outside the paint, pull up jump shot missed			
18:23				2 LOVE C defensive rebound (2)
18:18				2 LOVE C 2pt FG in the paint, driving layup blocked
18:18	25 MUTTS J block (1)			
18:13	23 RADFORD T defensive rebound (4)			
18:09	23 RADFORD T 2pt FG in the paint, driving layup missed			
18:08				5 BACOT A defensive rebound (5)
18:08	22 ALUMA K foul personal (2 - 2)			5 BACOT A foul drawn (1)
18:08				15 BROOKS G substitution out
18:08				11 SHARPE D substitution in
17:52				2 LOVE C 3pt FG , jump shot missed
17:48				5 BACOT A offensive rebound (6)
17:44		<b>38-37</b>	<b>1</b>	1 BLACK L 3pt FG second chance, jump shot made (3)
17:44				5 BACOT A assist (1)
17:24	23 RADFORD T 2pt FG outside the paint, pull up jump shot made (16)	<b>40-37</b>	<b>3</b>	
17:11		<b>40-39</b>	<b>1</b>	1 BLACK L 2pt FG outside the paint, pull up jump shot made (5)
16:38	3 BEDE W 2pt FG in the paint, jump shot blocked			
16:38				5 BACOT A block (2)
16:37	25 MUTTS J offensive rebound (6)			
16:37	turnover shot clock (6)			
16:37	4 ALLEYNE N substitution out			
16:37	22 ALUMA K substitution out			
16:37	0 CATTOOR H substitution in			



Official Basketball Play by Play - Second Half  
**North Carolina at Virginia Tech**  
 03/11/21 Greensboro Coliseum, Greensboro  
 2021 New York Life ACC Men's Basketball Tournament

**Game Time:** 8:30 PM  
**Game Duration:** 1:57  
**Attendance:** 2,820

**Officials:** Ron Groover, Lee Cassell, Brian Dorsey

Game Time	VT	Score	Diff	UNC
16:37	35 PEMSL C substitution in			
16:21				5 BACOT A 2pt FG from turnover in the paint, layup missed
16:18	35 PEMSL C defensive rebound (1)			
16:18	35 PEMSL C turnover bad pass (1)			5 BACOT A steal (1)
16:17	35 PEMSL C foul shooting (1 - 3)			5 BACOT A foul drawn (2)
16:17				5 BACOT A free throw fast break 1 - 2 missed
16:17				offensive dead ball rebound (3)
16:17		<b>40-40</b>	<b>0</b>	5 BACOT A free throw fast break 2 - 2 made (5)
16:03	0 CATTOOR H foul drawn (2)			24 WALTON K foul shooting (1 - 3)
16:02	0 CATTOOR H free throw 1 - 3 missed			
16:02	offensive dead ball rebound (1)			
16:02	0 CATTOOR H free throw 2 - 3 made (4)	<b>41-40</b>	<b>1</b>	
16:02				2 LOVE C substitution out
16:02				4 DAVIS R substitution in
16:02	0 CATTOOR H free throw 3 - 3 made (5)	<b>42-40</b>	<b>2</b>	
15:53				24 WALTON K 2pt FG in the paint, driving layup missed
15:50				24 WALTON K offensive rebound (4)
15:42	35 PEMSL C foul drawn (1)			11 SHARPE D foul offensive (3 - 4)
15:42				11 SHARPE D turnover offensive (2)
15:42	Timeout media			
15:42	35 PEMSL C substitution out			
15:42	22 ALUMA K substitution in			
15:42				5 BACOT A substitution out
15:42				11 SHARPE D substitution out
15:42				13 KESSLER W substitution in
15:42				15 BROOKS G substitution in
15:26	25 MUTTS J foul drawn (2)			13 KESSLER W foul shooting (1 - 5)
15:26	25 MUTTS J free throw 1 - 2 missed			
15:26	offensive dead ball rebound (2)			
15:26	25 MUTTS J free throw 2 - 2 made (15)	<b>43-40</b>	<b>3</b>	
15:01				1 BLACK L 2pt FG outside the paint, jump shot missed
14:58	3 BEDE W defensive rebound (2)			
14:51	0 CATTOOR H 3pt FG , jump shot missed			
14:47				1 BLACK L defensive rebound (3)
14:27	jump ball situation			
14:22		<b>43-42</b>	<b>1</b>	24 WALTON K 2pt FG in the paint, driving layup made (7)
14:22				15 BROOKS G assist (1)
14:03	25 MUTTS J foul drawn (3)			13 KESSLER W foul shooting (2 - 6)
14:03	25 MUTTS J free throw 1 - 2 missed			
14:03	offensive dead ball rebound (3)			
14:03	25 MUTTS J free throw 2 - 2 missed			
14:02				13 KESSLER W defensive rebound (4)
13:56				15 BROOKS G 2pt FG in the paint, layup missed
13:55				13 KESSLER W offensive rebound (5)
13:55		<b>43-44</b>	<b>-1</b>	13 KESSLER W 2pt FG second chance in the paint, layup made (3)
13:55	25 MUTTS J foul shooting (2 - 4)			13 KESSLER W foul drawn (2)
13:55		<b>43-45</b>	<b>-2</b>	13 KESSLER W free throw 1 - 1 made (4)
13:43	3 BEDE W turnover bad pass (1)			



Official Basketball Play by Play - Second Half  
**North Carolina at Virginia Tech**  
 03/11/21 Greensboro Coliseum, Greensboro  
 2021 New York Life ACC Men's Basketball Tournament

**Game Time:** 8:30 PM  
**Game Duration:** 1:57  
**Attendance:** 2,820

**Officials:** Ron Groover, Lee Cassell, Brian Dorsey

Game Time	VT	Score	Diff	UNC
13:43				1 BLACK L substitution out
13:43				0 HARRIS A substitution in
13:32				4 DAVIS R 2pt FG from turnover in the paint, driving layup missed
13:27				13 KESSLER W offensive rebound (6)
13:27				13 KESSLER W 2pt FG from turnover second chance in the paint, layup missed
13:26				13 KESSLER W offensive rebound (7)
13:26				13 KESSLER W 2pt FG from turnover second chance in the paint, layup missed
13:24				15 BROOKS G offensive rebound (1)
13:24				13 KESSLER W 2pt FG from turnover second chance in the paint, layup missed
13:21	23 RADFORD T defensive rebound (5)			
13:20	23 RADFORD T 2pt FG fast break in the paint, driving layup made (18)	<b>45-45</b>	<b>0</b>	
13:01		<b>45-47</b>	<b>-2</b>	15 BROOKS G 2pt FG outside the paint, jump shot made (4)
13:01				0 HARRIS A assist (3)
12:43	22 ALUMA K 2pt FG in the paint, layup missed			
12:40				15 BROOKS G defensive rebound (2)
12:33	3 BEDE W steal (1)			4 DAVIS R turnover lost ball (2)
12:29	23 RADFORD T 2pt FG fast break from turnover in the paint, dunk, made (20)	<b>47-47</b>	<b>0</b>	
12:29	3 BEDE W assist (6)			
12:15	3 BEDE W foul personal (3 - 5)			4 DAVIS R foul drawn (2)
12:15	3 BEDE W substitution out			
12:15	23 RADFORD T substitution out			
12:15	25 MUTTS J substitution out			
12:15	1 BAMISILE J substitution in			
12:15	4 ALLEYNE N substitution in			
12:15	5 N'GUESSAN D substitution in			
12:15				13 KESSLER W substitution out
12:15				11 SHARPE D substitution in
12:07		<b>47-49</b>	<b>-2</b>	4 DAVIS R 2pt FG outside the paint, floating jump shot made (7)
11:43	4 ALLEYNE N foul drawn (1)			24 WALTON K foul personal (2 - 7)
11:43	Timeout media			
11:43				24 WALTON K substitution out
11:43				2 LOVE C substitution in
11:43	4 ALLEYNE N 1&1 free throw 1 missed			
11:42				11 SHARPE D defensive rebound (2)
11:22				15 BROOKS G 2pt FG in the paint, jump shot missed
11:18	4 ALLEYNE N defensive rebound (2)			
11:00	22 ALUMA K 2pt FG in the paint, hook shot made (4)	<b>49-49</b>	<b>0</b>	
10:50	22 ALUMA K foul shooting (3 - 6)			15 BROOKS G foul drawn (2)
10:50				15 BROOKS G free throw 1 - 2 missed
10:50				offensive dead ball rebound (4)
10:50	4 ALLEYNE N substitution out			
10:50	22 ALUMA K substitution out			
10:50	23 RADFORD T substitution in			
10:50	25 MUTTS J substitution in			
10:50				0 HARRIS A substitution out



Official Basketball Play by Play - Second Half  
**North Carolina at Virginia Tech**  
 03/11/21 Greensboro Coliseum, Greensboro  
 2021 New York Life ACC Men's Basketball Tournament

**Game Time:** 8:30 PM  
**Game Duration:** 1:57  
**Attendance:** 2,820

**Officials:** Ron Groover, Lee Cassell, Brian Dorsey

Game Time	VT	Score	Diff	UNC
10:50				1 BLACK L substitution in
10:50		<b>49-50</b>	<b>-1</b>	15 BROOKS G free throw 2 - 2 made (5)
10:28	23 RADFORD T 2pt FG outside the paint, jump shot missed			
10:25				15 BROOKS G defensive rebound (3)
10:07		<b>49-53</b>	<b>-4</b>	4 DAVIS R 3pt FG , jump shot made (10)
10:07				1 BLACK L assist (2)
09:49	0 CATTOOR H turnover lost ball (1)			4 DAVIS R steal (1)
09:46		<b>49-55</b>	<b>-6</b>	4 DAVIS R 2pt FG fast break from turnover in the paint, layup made (12)
09:46	0 CATTOOR H foul shooting (3 - 7)			4 DAVIS R foul drawn (3)
09:46	0 CATTOOR H substitution out			
09:46	1 BAMISILE J substitution out			
09:46	3 BEDE W substitution in			
09:46	4 ALLEYNE N substitution in			
09:46				15 BROOKS G substitution out
09:46				5 BACOT A substitution in
09:46		<b>49-56</b>	<b>-7</b>	4 DAVIS R free throw fast break 1 - 1 made (13)
09:46	5 N'GUESSAN D substitution out			
09:46	22 ALUMA K substitution in			
09:24	25 MUTTS J 2pt FG in the paint, dunk, made (17)	<b>51-56</b>	<b>-5</b>	
09:16	3 BEDE W steal (2)			2 LOVE C turnover bad pass (2)
09:08	3 BEDE W 2pt FG from turnover in the paint, layup blocked			
09:08				5 BACOT A block (3)
09:03				4 DAVIS R defensive rebound (3)
09:01				11 SHARPE D 2pt FG in the paint, layup missed
08:57	3 BEDE W defensive rebound (3)			
08:47	25 MUTTS J turnover travel (2)			
08:36				4 DAVIS R 3pt FG from turnover, jump shot missed
08:32				11 SHARPE D offensive rebound (3)
08:32		<b>51-58</b>	<b>-7</b>	11 SHARPE D 2pt FG from turnover second chance in the paint, layup made (10)
08:14	3 BEDE W 3pt FG , jump shot missed			
08:10				5 BACOT A defensive rebound (7)
08:00				4 DAVIS R 3pt FG , jump shot missed
07:56				5 BACOT A offensive rebound (8)
07:55		<b>51-60</b>	<b>-9</b>	5 BACOT A 2pt FG second chance in the paint, layup made (7)
07:55	Timeout 30 Sec			
07:40	4 ALLEYNE N 3pt FG , jump shot made (6)	<b>54-60</b>	<b>-6</b>	
07:40	22 ALUMA K assist (4)			
07:16		<b>54-62</b>	<b>-8</b>	5 BACOT A 2pt FG in the paint, dunk, made (9)
07:16				11 SHARPE D assist (1)
06:54	4 ALLEYNE N 3pt FG , jump shot missed			
06:49				11 SHARPE D defensive rebound (4)
06:34				2 LOVE C 3pt FG , jump shot missed
06:31				11 SHARPE D offensive rebound (5)
06:29				11 SHARPE D 2pt FG second chance in the paint, layup missed
06:27				5 BACOT A offensive rebound (9)
06:26		<b>54-64</b>	<b>-10</b>	5 BACOT A 2pt FG second chance in the paint, layup made (11)
06:02	25 MUTTS J 2pt FG in the paint, driving layup made (19)	<b>56-64</b>	<b>-8</b>	
05:48		<b>56-66</b>	<b>-10</b>	5 BACOT A 2pt FG in the paint, layup made (13)



Official Basketball Play by Play - Second Half  
**North Carolina at Virginia Tech**  
 03/11/21 Greensboro Coliseum, Greensboro  
 2021 New York Life ACC Men's Basketball Tournament

**Game Time:** 8:30 PM  
**Game Duration:** 1:57  
**Attendance:** 2,820

**Officials:** Ron Groover, Lee Cassell, Brian Dorsey

Game Time	VT	Score	Diff	UNC
05:48	4 ALLEYNE N foul shooting (2 - 8)			5 BACOT A foul drawn (3)
05:48	Timeout media			
05:48				5 BACOT A free throw 1 - 1 missed
05:47	25 MUTTS J defensive rebound (7)			
05:33	25 MUTTS J 2pt FG in the paint, driving layup made (21)	<b>58-66</b>	<b>-8</b>	
05:33	25 MUTTS J foul drawn (4)			5 BACOT A foul shooting (2 - 8)
05:33	25 MUTTS J free throw 1 - 1 missed			
05:32				5 BACOT A defensive rebound (10)
05:17				11 SHARPE D 2pt FG in the paint, layup blocked
05:17	22 ALUMA K block (1)			
05:12	4 ALLEYNE N defensive rebound (3)			
05:05	25 MUTTS J 2pt FG in the paint, driving layup blocked			
05:05				11 SHARPE D block (2)
04:58				4 DAVIS R defensive rebound (4)
04:58				2 LOVE C 2pt FG in the paint, driving layup missed
04:53				5 BACOT A offensive rebound (11)
04:53		<b>58-68</b>	<b>-10</b>	5 BACOT A 2pt FG second chance in the paint, layup made (15)
04:38	4 ALLEYNE N 3pt FG , jump shot made (9)	<b>61-68</b>	<b>-7</b>	
04:38	3 BEDE W assist (7)			
04:12		<b>61-71</b>	<b>-10</b>	4 DAVIS R 3pt FG , jump shot made (16)
04:12				11 SHARPE D assist (2)
03:45	3 BEDE W 2pt FG in the paint, driving layup missed			
03:42	23 RADFORD T offensive rebound (6)			
03:40	25 MUTTS J 3pt FG second chance, jump shot made (24)	<b>64-71</b>	<b>-7</b>	
03:40	23 RADFORD T assist (1)			
03:38	Timeout 30 Sec			
03:38				2 LOVE C substitution out
03:38				11 SHARPE D substitution out
03:38				15 BROOKS G substitution in
03:38				24 WALTON K substitution in
03:19				4 DAVIS R 3pt FG , jump shot missed
03:16				5 BACOT A offensive rebound (12)
03:02				1 BLACK L 3pt FG second chance, pull up jump shot missed
02:57	4 ALLEYNE N defensive rebound (4)			
02:29	22 ALUMA K 2pt FG outside the paint, turnaround jump shot missed			
02:26				5 BACOT A defensive rebound (13)
02:20	Timeout 30 Sec			
02:09	25 MUTTS J foul personal (3 - 9)			24 WALTON K foul drawn (3)
02:09	3 BEDE W substitution out			
02:09	0 CATTOOR H substitution in			
02:09		<b>64-72</b>	<b>-8</b>	24 WALTON K 1&1 free throw 1 made (8)
02:09				24 WALTON K 1&1 free throw 2 missed
02:08	22 ALUMA K defensive rebound (6)			
01:53	4 ALLEYNE N 3pt FG , jump shot made (12)	<b>67-72</b>	<b>-5</b>	
01:53	0 CATTOOR H assist (1)			
01:30		<b>67-75</b>	<b>-8</b>	1 BLACK L 3pt FG , jump shot made (8)
01:30				24 WALTON K assist (1)
01:13	0 CATTOOR H turnover bad pass (2)			1 BLACK L steal (1)



Official Basketball Play by Play - Second Half  
**North Carolina at Virginia Tech**  
 03/11/21 Greensboro Coliseum, Greensboro  
 2021 New York Life ACC Men's Basketball Tournament

**Game Time:** 8:30 PM  
**Game Duration:** 1:57  
**Attendance:** 2,820

**Officials:** Ron Groover, Lee Cassell, Brian Dorsey

Game Time	VT	Score	Diff	UNC
01:08		<b>67-78</b>	<b>-11</b>	4 DAVIS R 3pt FG fast break from turnover, pull up jump shot made (19)
01:08				1 BLACK L assist (3)
00:56	0 CATTOOR H foul drawn (3)			5 BACOT A foul shooting (3 - 9)
00:56	0 CATTOOR H free throw 1 - 2 missed			
00:56	offensive dead ball rebound (4)			
00:56				24 WALTON K substitution out
00:56				2 LOVE C substitution in
00:56	0 CATTOOR H free throw 2 - 2 made (6)	<b>68-78</b>	<b>-10</b>	
00:56	22 ALUMA K substitution out			
00:56	5 N'GUESSAN D substitution in			
00:55	25 MUTTS J foul personal (4 - 10)			5 BACOT A foul drawn (4)
00:55		<b>68-79</b>	<b>-11</b>	5 BACOT A free throw fast break 1 - 2 made (16)
00:55	5 N'GUESSAN D substitution out			
00:55	22 ALUMA K substitution in			
00:55				4 DAVIS R substitution out
00:55				0 HARRIS A substitution in
00:55				5 BACOT A free throw fast break 2 - 2 missed
00:55				offensive rebound (43)
00:51	4 ALLEYNE N foul personal (3 - 11)			0 HARRIS A foul drawn (2)
00:51				0 HARRIS A free throw fast break 1 - 2 missed
00:51				offensive dead ball rebound (5)
00:51		<b>68-80</b>	<b>-12</b>	0 HARRIS A free throw fast break 2 - 2 made (3)
00:51				0 HARRIS A substitution out
00:51				4 DAVIS R substitution in
00:51				15 BROOKS G substitution out
00:51				0 HARRIS A substitution in
00:43	23 RADFORD T 2pt FG in the paint, layup blocked			
00:43				5 BACOT A block (4)
00:38	22 ALUMA K offensive rebound (7)			
00:38	22 ALUMA K 2pt FG second chance in the paint, hook shot made (6)	<b>70-80</b>	<b>-10</b>	
00:30	4 ALLEYNE N foul personal (4 - 12)			5 BACOT A foul drawn (5)
00:30		<b>70-81</b>	<b>-11</b>	5 BACOT A free throw fast break 1 - 2 made (17)
00:30				5 BACOT A free throw fast break 2 - 2 missed
00:29	25 MUTTS J defensive rebound (8)			
00:17	25 MUTTS J 2pt FG in the paint, driving layup missed			
00:16	22 ALUMA K offensive rebound (8)			
00:16	22 ALUMA K 2pt FG second chance in the paint, layup made (8)	<b>72-81</b>	<b>-9</b>	
00:16	22 ALUMA K foul drawn (4)			5 BACOT A foul shooting (4 - 10)
00:16				0 HARRIS A substitution out
00:16				15 BROOKS G substitution in
00:16	22 ALUMA K free throw 1 - 1 made (9)	<b>73-81</b>	<b>-8</b>	
00:16	22 ALUMA K substitution out			
00:16	5 N'GUESSAN D substitution in			
<b>END OF GAME</b>				
<b>VT 73-81 UNC</b>				



**Officials:** Ron Groover, Lee Cassell, Brian Dorsey

**North Carolina - 49**

NO.	Name	F	Min	FG	3P	FT	Rebounds			Fouls		TP	AS	TO	ST	Blocks		+/-
				M-A	M-A	M-A	OR	DR	TOT	PF	FD					BS	BA	
5	Armando Bacot	F	14:04	5-6	0-0	3-7	5	4	9	3	5	13	1	0	1	3	0	3
15	Garrison Brooks	F	10:51	1-3	0-0	1-2	1	2	3	1	1	3	1	0	0	0	0	11
1	Leaky Black	G	17:07	3-5	2-3	0-0	0	1	1	1	0	8	2	0	1	0	0	13
2	Caleb Love	G	12:59	0-5	0-3	2-2	0	1	1	0	1	2	0	1	0	0	1	4
24	Kerwin Walton	G	10:59	1-2	0-0	1-2	1	1	2	2	1	3	1	0	0	0	0	9
3	Andrew Platek		00:00	0-0	0-0	0-0	0	0	0	0	0	0	0	0	0	0	0	0
11	Day'Ron Sharpe		11:03	1-4	0-0	0-0	2	2	4	1	0	2	2	1	0	1	1	9
4	RJ Davis		15:58	5-9	3-6	1-1	0	2	2	0	2	14	0	1	1	0	0	8
13	Walker Kessler		03:27	1-4	0-0	1-1	3	1	4	2	1	3	0	0	0	0	0	2
0	Anthony Harris		03:32	0-0	0-0	1-2	0	0	0	0	1	1	1	0	0	0	0	-4
Team							1	0	1			0		0				
<b>Totals</b>				17-38	5-12	10-17	13	14	27	10	12	49	8	3	3	4	2	11

Shooting By Period		
2nd FG%	17-38	44.7%
3PT%	5-12	41.7%
FT%	10-17	58.8%
GM FG%	17-38	44.7%
3PT%	5-12	41.7%
FT%	10-17	58.8%

Dead Ball Rebounds: 3, 0

Technical Fouls::NONE

**Virginia Tech - 38**

NO.	Name	F	Min	FG	3P	FT	Rebounds			Fouls		TP	AS	TO	ST	Blocks		+/-
				M-A	M-A	M-A	OR	DR	TOT	PF	FD					BS	BA	
22	Keve Aluma	F	17:44	3-5	0-0	1-1	2	1	3	2	2	7	2	0	0	1	0	-4
25	Justyn Mutts	F	18:35	4-7	1-2	1-5	1	2	3	3	4	10	0	1	0	1	1	-11
3	Wabissa Bede	G	15:22	0-5	0-1	0-0	0	2	2	1	0	0	2	1	2	0	2	-4
4	Nahiem Alleyne	G	14:34	4-6	4-5	0-1	0	3	3	3	1	12	0	0	0	0	0	-4
23	Tyrece Radford	G	18:35	3-6	0-0	0-0	1	3	4	1	0	6	1	0	0	0	1	-11
0	Hunter Cattoor		09:00	0-1	0-1	3-5	0	0	0	1	2	3	1	2	0	0	0	-8
35	Cordell Pemsil		00:55	0-0	0-0	0-0	0	1	1	1	1	0	0	1	0	0	0	1
1	Joe Bamisile		02:29	0-0	0-0	0-0	0	0	0	0	0	0	0	0	0	0	0	-6
5	David N'Guessan		02:46	0-0	0-0	0-0	0	0	0	0	0	0	0	0	0	0	0	-8
Team							1	0	1			0		1				
<b>Totals</b>				14-30	5-9	5-12	5	12	17	12	10	38	6	6	2	2	4	-11

Shooting By Period		
2nd FG%	14-30	46.7%
3PT%	5-9	55.6%
FT%	5-12	41.7%
GM FG%	14-30	46.7%
3PT%	5-9	55.6%
FT%	5-12	41.7%

Dead Ball Rebounds: 4, 0

Technical Fouls::NONE

	UNC	VT
<b>Biggest lead</b>	12 (2 <sup>nd</sup> 0:51)	6 (2 <sup>nd</sup> 19:42)
<b>Best Scoring Run</b>	7(2 <sup>nd</sup> 9:46)	3(2 <sup>nd</sup> 19:42)
<b>Lead Changes</b>	1	
<b>Times Tied</b>	4	
<b>Time with Lead</b>	13:04	05:32

Points from	UNC	VT
<b>Turnovers</b>	9	3
<b>Paint</b>	18	16
<b>Second Chance</b>	15	8
<b>Fast Breaks</b>	10	4
<b>Bench</b>	20	3

	Period by Period Scoring		
	1st	2nd	TOT
<b>UNC</b>	32	49	81
<b>VT</b>	35	38	73



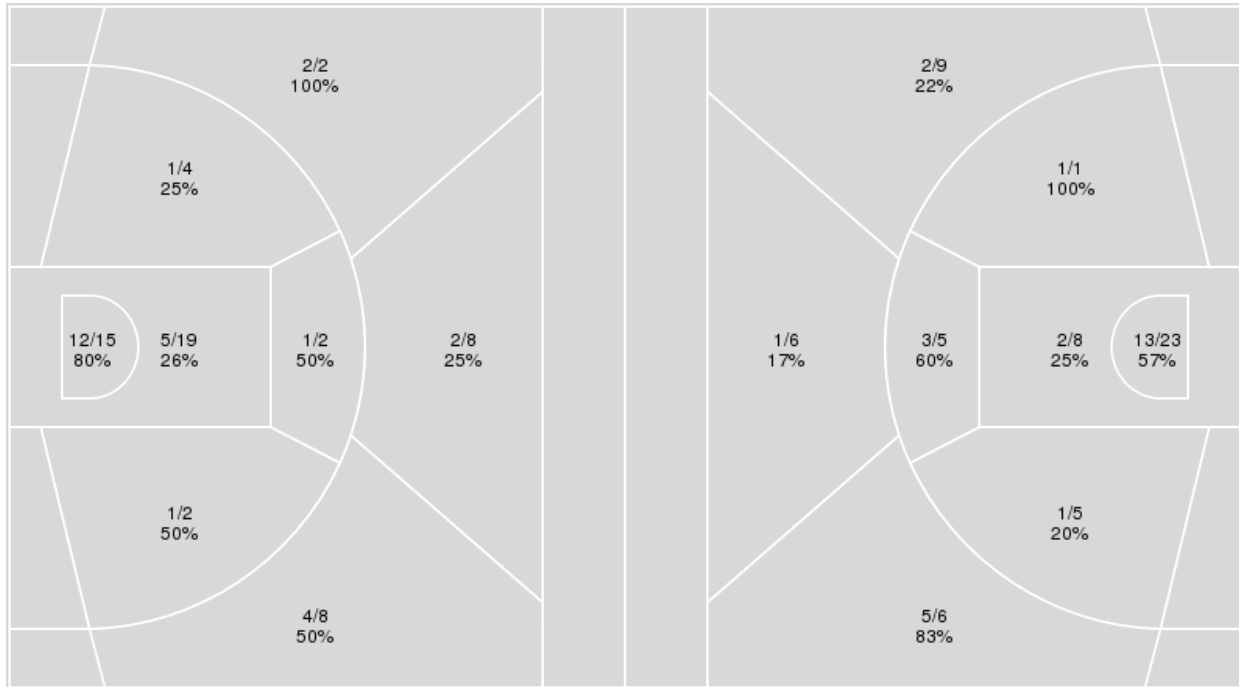
**Officials:** Ron Groover, Lee Cassell, Brian Dorsey

{ Players => 0, 1, 2, 3, 4, 5, 10, 11, 13, 15, 21, 22, 23, 25, 35; } FG  
 Types => All; Results => All;

{ Players => 0, 1, 2, 3, 4, 5, 11, 13, 14, 15, 21, 22, 24, 25, 30, 34, 35; }  
 FG Types => All; Results => All;

**Virginia Tech**

**North Carolina**



Virginia Tech	M/A	%
Field Goals	28/60	47
2 Points	20/42	48
3 Points	8/18	44
Free Throws	9/16	56

North Carolina	M/A	%
Field Goals	28/63	44
2 Points	20/42	48
3 Points	8/21	38
Free Throws	17/27	63





**North Carolina at Virginia Tech**

03/11/21 Greensboro Coliseum, Greensboro  
2021 New York Life ACC Men's Basketball Tournament

**Game Time:** 8:30 PM  
**Game Duration:** 1:57  
**Attendance:** 2,820

**Officials:** Ron Groover, Lee Cassell, Brian Dorsey

**North Carolina**

No	Name	Mins		Score		Points Diff		Points per Min		Assists		Rebounds		Steals		Turnovers	
		On	Off	On	Off	On	Off	On	Off	On	Off	On	Off	On	Off	On	Off
0	Anthony Harris	10:22	29:38	19 - 24	62 - 49	-5	13	1.83	2.09	4	8	10	33	2	5	5	6
1	Leaky Black	30:12	09:48	64 - 52	17 - 21	12	-4	2.12	1.73	8	4	34	9	5	2	6	5
2	Caleb Love	26:00	14:00	47 - 48	34 - 25	-1	9	1.81	2.43	5	7	28	15	4	3	5	6
3	Andrew Platek	04:33	35:27	9 - 10	72 - 63	-1	9	1.98	2.03	3	9	2	41	1	6	2	9
4	RJ Davis	24:32	15:28	60 - 50	21 - 23	10	-2	2.45	1.36	10	2	28	15	5	2	8	3
5	Armando Bacot	24:54	15:06	46 - 46	35 - 27	0	8	1.85	2.32	6	6	28	15	3	4	5	6
11	Day/Ron Sharpe	21:25	18:35	50 - 42	31 - 31	8	0	2.33	1.67	7	5	21	22	5	2	7	4
13	Walker Kessler	11:32	28:28	25 - 25	56 - 48	0	8	2.17	1.97	5	7	12	31	2	5	6	5
15	Garrison Brooks	21:34	18:26	40 - 29	41 - 44	11	-3	1.85	2.22	6	6	25	18	4	3	4	7
24	Kerwin Walton	24:56	15:04	45 - 39	36 - 34	6	2	1.80	2.39	6	6	27	16	4	3	7	4

**Virginia Tech**

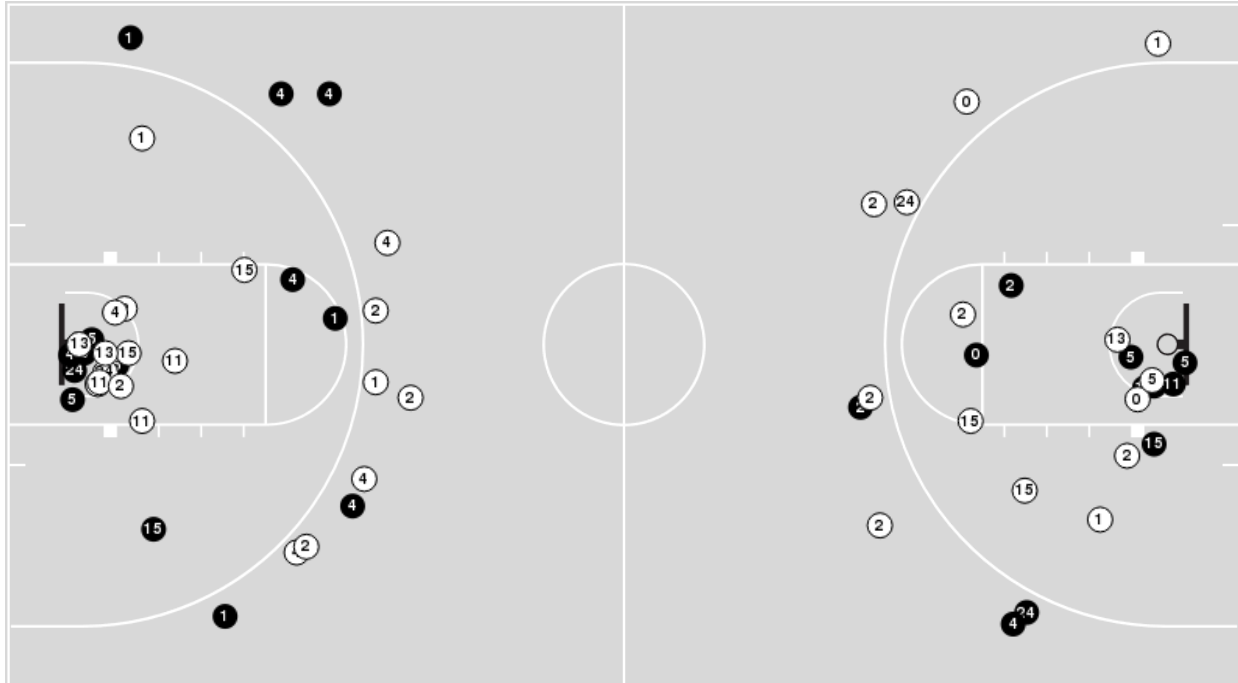
No	Name	Mins		Score		Points Diff		Points per Min		Assists		Rebounds		Steals		Turnovers	
		On	Off	On	Off	On	Off	On	Off	On	Off	On	Off	On	Off	On	Off
0	Hunter Cattoor	19:56	20:04	41 - 47	32 - 34	-6	-2	2.06	1.59	10	7	14	18	4	3	6	5
1	Joe Bamisile	05:04	34:56	3 - 14	70 - 67	-11	3	0.59	2.00	0	17	3	29	0	7	2	9
3	Wabissa Bede	30:57	09:03	54 - 59	19 - 22	-5	-3	1.74	2.10	15	2	24	8	6	1	9	2
4	Nahiem Alleyne	27:58	12:02	50 - 50	23 - 31	0	-8	1.79	1.91	9	8	25	7	4	3	6	5
5	David N'Guessan	04:37	35:23	7 - 10	66 - 71	-3	-5	1.52	1.87	2	15	2	30	2	5	2	9
22	Keve Aluma	34:51	05:09	60 - 70	13 - 11	-10	2	1.72	2.52	13	4	29	3	5	2	8	3
23	Tyrece Radford	36:05	03:55	71 - 73	2 - 8	-2	-6	1.97	0.51	17	0	30	2	7	0	10	1
25	Justyn Mutts	35:29	04:31	64 - 74	9 - 7	-10	2	1.80	1.99	14	3	30	2	5	2	10	1
35	Cordell Pemsf	05:03	34:57	15 - 8	58 - 73	7	-15	2.97	1.66	5	12	3	29	2	5	2	9



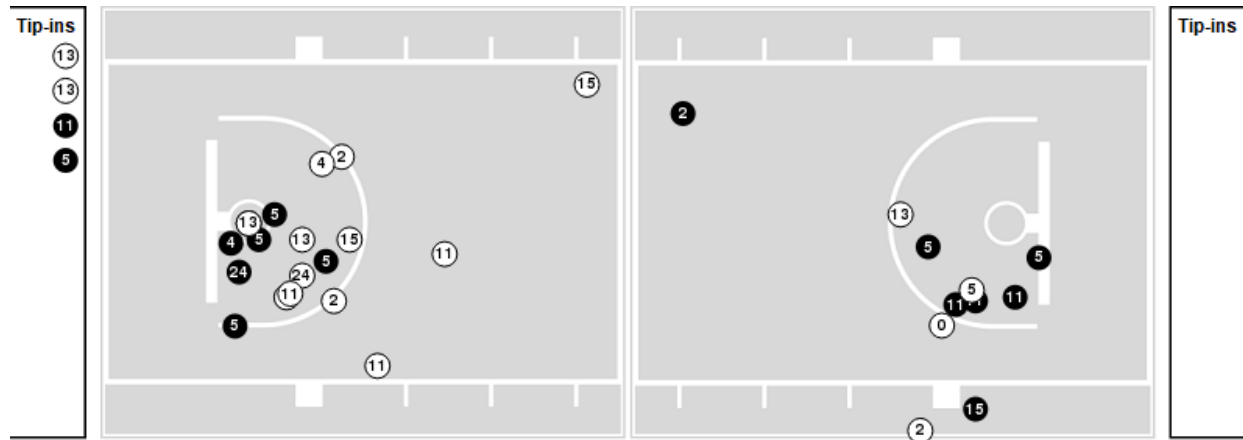
Players => 0, 1, 2, 3, 4, 5, 11, 13, 14, 15, 21, 22, 24, 25, 30, 34, 35 FG Types=>All Results=>All

### North Carolina

#### All Field Goals



#### Blow Up Chart



● Made ○ Missed N - Player Number

North Carolina	M/A	%
Field Goals	28/63	44
2 Points	20/42	48
3 Points	8/21	38
Free Throws	17/27	63

North Carolina	M/A	%
Points in the Paint	30 (15 / 31)	48
Fast Break Points	20 (12/16)	75
Second Chance Points	17 (9/16)	56
Effective FG%	51	

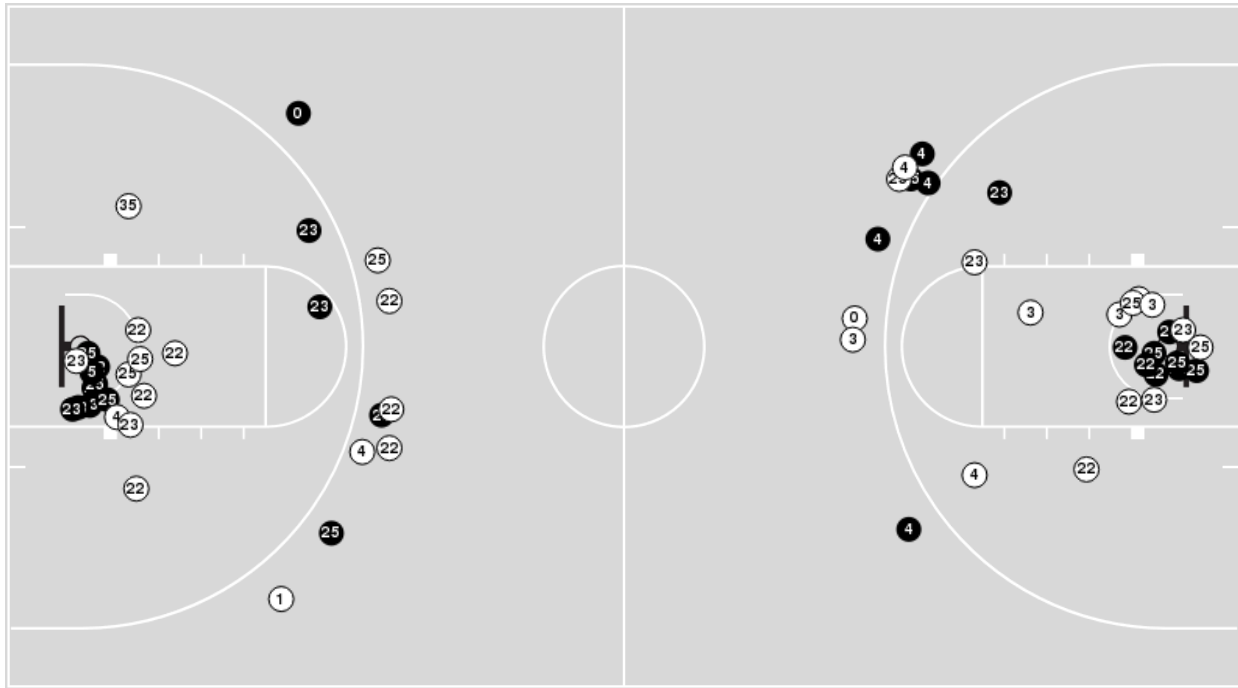


**Officials:** Ron Groover, Lee Cassell, Brian Dorsey

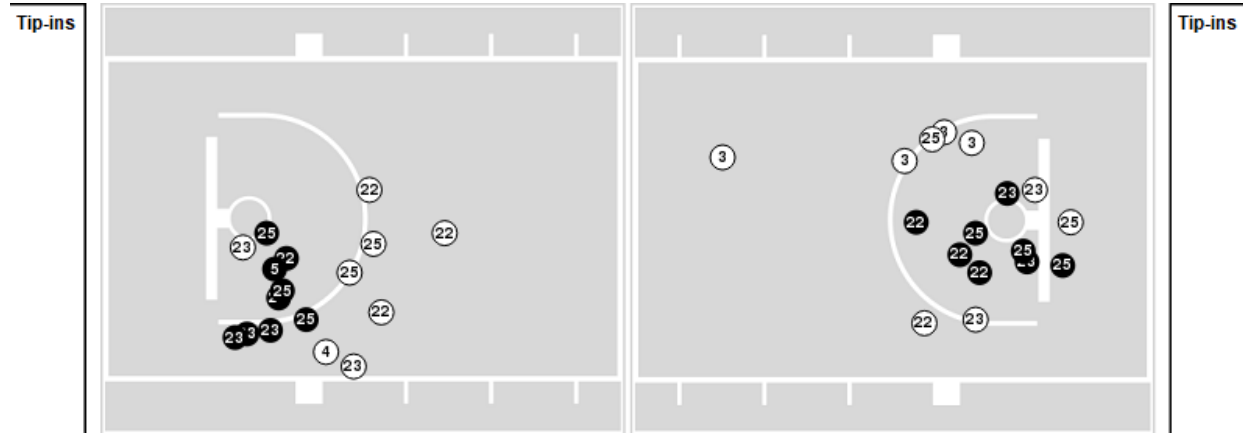
Players => 0, 1, 2, 3, 4, 5, 10, 11, 13, 15, 21, 22, 23, 25, 35 FG Types=>All Results=>All

**Virginia Tech**

**All Field Goals**



**Blow Up Chart**



● Made ○ Missed N - Player Number

Virginia Tech	M/A	%
Field Goals	28/60	47
2 Points	20/42	48
3 Points	8/18	44
Free Throws	9/16	56

Virginia Tech	M/A	%
Points in the Paint	34 (17 / 34)	50
Fast Break Points	6 (3/3)	100
Second Chance Points	10 (5/7)	71
Effective FG%	53	



**Officials:** Ron Groover, Lee Cassell, Brian Dorsey

**North Carolina**

Lineup	Quarter On	Time On	Quarter Off	Time Off	Time on Court	Score	Score Diff	Reb	Stl	Tov	Ass	PPP
1- Black L/ 2- Love C/ 5- Bacot A/ 15- Brooks G/ 24- Walton K/	1	20:00	1	15:41	04:19	2-7	-5	3	1	2	0	0.2500
0- Harris A/ 4- Davis R/ 11- Sharpe D/ 13- Kessler W/ 24- Walton K/	1	15:41	1	12:45	02:56	8-6	2	2	1	1	1	1.6807
0- Harris A/ 3- Platek A/ 4- Davis R/ 11- Sharpe D/ 13- Kessler W/	1	12:45	1	10:32	02:13	5-5	0	1	1	2	2	1.0000
1- Black L/ 2- Love C/ 5- Bacot A/ 15- Brooks G/ 24- Walton K/	1	10:32	1	08:02	02:30	6-0	6	5	0	0	0	1.5464
1- Black L/ 2- Love C/ 11- Sharpe D/ 15- Brooks G/ 24- Walton K/	1	08:02	1	07:26	00:36	0-2	-2	0	0	0	0	0.0000
1- Black L/ 2- Love C/ 4- Davis R/ 11- Sharpe D/ 15- Brooks G/	1	07:26	1	06:04	01:22	2-0	2	1	1	1	0	0.6944
1- Black L/ 2- Love C/ 4- Davis R/ 11- Sharpe D/ 13- Kessler W/	1	06:04	1	05:51	00:13	0-2	-2	0	0	0	0	0.0000
1- Black L/ 4- Davis R/ 11- Sharpe D/ 13- Kessler W/ 24- Walton K/	1	05:51	1	04:01	01:50	5-5	0	2	0	1	0	1.2887
0- Harris A/ 2- Love C/ 5- Bacot A/ 13- Kessler W/ 24- Walton K/	1	04:01	1	03:08	00:53	0-2	-2	0	0	1	0	0.0000
0- Harris A/ 2- Love C/ 5- Bacot A/ 15- Brooks G/ 24- Walton K/	1	03:08	1	02:20	00:48	0-1	-1	1	0	0	0	0.0000
1- Black L/ 2- Love C/ 3- Platek A/ 5- Bacot A/ 15- Brooks G/	1	02:20	1	01:17	01:03	4-3	1	0	0	0	1	2.0000
1- Black L/ 2- Love C/ 3- Platek A/ 5- Bacot A/ 11- Sharpe D/	1	01:17	1	00:04	01:12	0-1	-1	1	0	0	0	0.0000
2- Love C/ 3- Platek A/ 5- Bacot A/ 15- Brooks G/ 24- Walton K/	1	00:04	2	20:00	00:05	0-1	-1	0	0	0	0	0.0000
1- Black L/ 2- Love C/ 5- Bacot A/ 15- Brooks G/ 24- Walton K/	2	20:00	2	18:08	01:52	2-3	-1	3	0	0	0	0.6944
1- Black L/ 2- Love C/ 5- Bacot A/ 11- Sharpe D/ 24- Walton K/	2	18:08	2	16:02	02:06	6-3	3	1	1	0	1	1.5464
1- Black L/ 4- Davis R/ 5- Bacot A/ 11- Sharpe D/ 24- Walton K/	2	16:02	2	15:42	00:20	0-1	-1	1	0	1	0	0.0000
1- Black L/ 4- Davis R/ 13- Kessler W/ 15- Brooks G/ 24- Walton K/	2	15:42	2	13:43	01:59	5-1	4	3	0	0	1	1.4535
0- Harris A/ 4- Davis R/ 13- Kessler W/ 15- Brooks G/ 24- Walton K/	2	13:43	2	12:15	01:28	2-4	-2	4	0	1	1	0.6667
0- Harris A/ 4- Davis R/ 11- Sharpe D/ 15- Brooks G/ 24- Walton K/	2	12:15	2	11:43	00:32	2-0	2	0	0	0	0	2.0000
0- Harris A/ 2- Love C/ 4- Davis R/ 11- Sharpe D/ 15- Brooks G/	2	11:43	2	10:50	00:53	0-2	-2	1	0	0	0	0.0000
1- Black L/ 2- Love C/ 4- Davis R/ 11- Sharpe D/ 15- Brooks G/	2	10:50	2	09:46	01:04	6-0	6	1	1	0	1	2.4590
1- Black L/ 2- Love C/ 4- Davis R/ 5- Bacot A/ 11- Sharpe D/	2	09:46	2	03:38	06:08	16-15	1	10	0	1	2	1.4706
1- Black L/ 4- Davis R/ 5- Bacot A/ 15- Brooks G/ 24- Walton K/	2	03:38	2	00:56	02:42	7-3	4	2	1	0	2	1.8041
1- Black L/ 2- Love C/ 4- Davis R/ 5- Bacot A/ 15- Brooks G/	2	00:56	2	00:55	00:00	1-1	0	0	0	0	0	2.2727
0- Harris A/ 1- Black L/ 2- Love C/ 5- Bacot A/ 15- Brooks G/	2	00:55	2	00:51	00:04	1-0	1	1	0	0	0	3.1250
1- Black L/ 2- Love C/ 4- Davis R/ 5- Bacot A/ 15- Brooks G/	2	00:51	2	00:51	00:00	0-0	0	0	0	0	0	0.0000
0- Harris A/ 1- Black L/ 2- Love C/ 4- Davis R/ 5- Bacot A/	2	00:51	2	00:16	00:35	1-4	-3	0	0	0	0	1.1364
1- Black L/ 2- Love C/ 4- Davis R/ 5- Bacot A/ 15- Brooks G/	2	00:16	2	00:00	00:17	0-1	-1	0	0	0	0	0.0000



**Officials:** Ron Groover, Lee Cassell, Brian Dorsey

**Virginia Tech**

Lineup	Quarter On	Time On	Quarter Off	Time Off	Time on Court	Score	Score Diff	Reb	Stl	Tov	Ass	PPP
3- Bede W/ 4- Alleyne N/ 22- Aluma K/ 23- Radford T/ 25- Mutts J/	1	20:00	1	15:05	04:55	9-3	6	4	1	1	2	1.1250
0- Cattoor H/ 3- Bede W/ 22- Aluma K/ 23- Radford T/ 25- Mutts J/	1	15:05	1	12:45	02:20	4-7	-3	2	1	1	2	0.8000
0- Cattoor H/ 3- Bede W/ 5- N'Guessan D/ 23- Radford T/ 35- PemsI C/	1	12:45	1	11:47	00:58	3-0	3	1	1	1	1	1.5000
0- Cattoor H/ 3- Bede W/ 22- Aluma K/ 23- Radford T/ 35- PemsI C/	1	11:47	1	10:32	01:15	2-5	-3	0	0	0	1	1.0000
0- Cattoor H/ 1- Bamisile J/ 4- Alleyne N/ 22- Aluma K/ 25- Mutts J/	1	10:32	1	10:08	00:24	0-0	0	0	0	0	0	0.0000
1- Bamisile J/ 3- Bede W/ 4- Alleyne N/ 22- Aluma K/ 25- Mutts J/	1	10:08	1	08:02	02:06	0-6	-6	1	0	1	0	0.0000
3- Bede W/ 4- Alleyne N/ 22- Aluma K/ 23- Radford T/ 25- Mutts J/	1	08:02	1	06:04	01:58	2-2	0	3	1	1	1	0.6667
0- Cattoor H/ 3- Bede W/ 23- Radford T/ 25- Mutts J/ 35- PemsI C/	1	06:04	1	05:07	00:57	5-2	3	0	0	0	2	2.5000
0- Cattoor H/ 3- Bede W/ 22- Aluma K/ 23- Radford T/ 25- Mutts J/	1	05:07	1	04:01	01:06	2-3	-1	1	0	0	1	1.0000
0- Cattoor H/ 4- Alleyne N/ 5- N'Guessan D/ 23- Radford T/ 35- PemsI C/	1	04:01	1	03:08	00:53	2-0	2	0	1	0	1	2.0000
0- Cattoor H/ 4- Alleyne N/ 22- Aluma K/ 23- Radford T/ 25- Mutts J/	1	03:08	1	00:04	03:03	5-4	1	2	0	0	0	1.1574
1- Bamisile J/ 4- Alleyne N/ 23- Radford T/ 25- Mutts J/ 35- PemsI C/	1	00:04	2	20:00	00:05	1-0	1	1	0	0	0	2.2727
3- Bede W/ 4- Alleyne N/ 22- Aluma K/ 23- Radford T/ 25- Mutts J/	2	20:00	2	16:37	03:23	5-7	-2	4	0	1	1	0.8333
0- Cattoor H/ 3- Bede W/ 23- Radford T/ 25- Mutts J/ 35- PemsI C/	2	16:37	2	15:42	00:55	2-1	1	1	0	1	0	0.8621
0- Cattoor H/ 3- Bede W/ 22- Aluma K/ 23- Radford T/ 25- Mutts J/	2	15:42	2	12:15	03:27	5-7	-2	2	1	1	1	0.7396
0- Cattoor H/ 1- Bamisile J/ 4- Alleyne N/ 5- N'Guessan D/ 22- Aluma K/	2	12:15	2	10:50	01:25	2-2	0	1	0	0	0	1.3889
0- Cattoor H/ 1- Bamisile J/ 5- N'Guessan D/ 23- Radford T/ 25- Mutts J/	2	10:50	2	09:46	01:04	0-6	-6	0	0	1	0	0.0000
3- Bede W/ 4- Alleyne N/ 5- N'Guessan D/ 23- Radford T/ 25- Mutts J/	2	09:46	2	09:46	00:00	0-1	-1	0	0	0	0	0.0000
3- Bede W/ 4- Alleyne N/ 22- Aluma K/ 23- Radford T/ 25- Mutts J/	2	09:46	2	02:09	07:37	15-15	0	5	1	1	3	1.2058
0- Cattoor H/ 4- Alleyne N/ 22- Aluma K/ 23- Radford T/ 25- Mutts J/	2	02:09	2	00:56	01:13	4-7	-3	1	0	1	1	1.3889
0- Cattoor H/ 4- Alleyne N/ 5- N'Guessan D/ 23- Radford T/ 25- Mutts J/	2	00:56	2	00:55	00:00	0-1	-1	0	0	0	0	0.0000
0- Cattoor H/ 4- Alleyne N/ 22- Aluma K/ 23- Radford T/ 25- Mutts J/	2	00:55	2	00:16	00:39	5-2	3	3	0	0	0	2.0492
0- Cattoor H/ 4- Alleyne N/ 5- N'Guessan D/ 23- Radford T/ 25- Mutts J/	2	00:16	2	00:00	00:17	0-0	0	0	0	0	0	0.0000



**Officials:** Ron Groover, Lee Cassell, Brian Dorsey

**North Carolina**

Lineup	Time	Score	Score Diff	Pts/Min	Reb	Stl	Tov	Ass	PPP
1- Black L/ 2- Love C/ 5- Bacot A/ 15- Brooks G/ 24- Walton K/	08:41	10-10	0	1.1516	11	1	2	0	0.6775
1- Black L/ 2- Love C/ 4- Davis R/ 5- Bacot A/ 11- Sharpe D/	06:08	16-15	1	2.6087	10	0	1	2	1.4706
0- Harris A/ 4- Davis R/ 11- Sharpe D/ 13- Kessler W/ 24- Walton K/	02:56	8-6	2	2.7273	2	1	1	1	1.6807
1- Black L/ 4- Davis R/ 5- Bacot A/ 15- Brooks G/ 24- Walton K/	02:42	7-3	4	2.5926	2	1	0	2	1.8041
1- Black L/ 2- Love C/ 4- Davis R/ 11- Sharpe D/ 15- Brooks G/	02:26	8-0	8	3.2877	2	2	1	1	1.5038
0- Harris A/ 3- Platek A/ 4- Davis R/ 11- Sharpe D/ 13- Kessler W/	02:13	5-5	0	2.2556	1	1	2	2	1.0000
1- Black L/ 2- Love C/ 5- Bacot A/ 11- Sharpe D/ 24- Walton K/	02:06	6-3	3	2.8571	1	1	0	1	1.5464
1- Black L/ 4- Davis R/ 13- Kessler W/ 15- Brooks G/ 24- Walton K/	01:59	5-1	4	2.5210	3	0	0	1	1.4535
1- Black L/ 4- Davis R/ 11- Sharpe D/ 13- Kessler W/ 24- Walton K/	01:50	5-5	0	2.7273	2	0	1	0	1.2887
0- Harris A/ 4- Davis R/ 13- Kessler W/ 15- Brooks G/ 24- Walton K/	01:28	2-4	-2	1.3636	4	0	1	1	0.6667
1- Black L/ 2- Love C/ 3- Platek A/ 5- Bacot A/ 11- Sharpe D/	01:12	0-1	-1	0.0000	1	0	0	0	0.0000
1- Black L/ 2- Love C/ 3- Platek A/ 5- Bacot A/ 15- Brooks G/	01:03	4-3	1	3.8095	0	0	0	1	2.0000
0- Harris A/ 2- Love C/ 5- Bacot A/ 13- Kessler W/ 24- Walton K/	00:53	0-2	-2	0.0000	0	0	1	0	0.0000
0- Harris A/ 2- Love C/ 4- Davis R/ 11- Sharpe D/ 15- Brooks G/	00:53	0-2	-2	0.0000	1	0	0	0	0.0000
0- Harris A/ 2- Love C/ 5- Bacot A/ 15- Brooks G/ 24- Walton K/	00:48	0-1	-1	0.0000	1	0	0	0	0.0000
1- Black L/ 2- Love C/ 11- Sharpe D/ 15- Brooks G/ 24- Walton K/	00:36	0-2	-2	0.0000	0	0	0	0	0.0000
0- Harris A/ 1- Black L/ 2- Love C/ 4- Davis R/ 5- Bacot A/	00:35	1-4	-3	1.7143	0	0	0	0	1.1364
0- Harris A/ 4- Davis R/ 11- Sharpe D/ 15- Brooks G/ 24- Walton K/	00:32	2-0	2	3.7500	0	0	0	0	2.0000
1- Black L/ 4- Davis R/ 5- Bacot A/ 11- Sharpe D/ 24- Walton K/	00:20	0-1	-1	0.0000	1	0	1	0	0.0000
1- Black L/ 2- Love C/ 4- Davis R/ 5- Bacot A/ 15- Brooks G/	00:17	1-2	-1	3.5294	0	0	0	0	2.2727
1- Black L/ 2- Love C/ 4- Davis R/ 11- Sharpe D/ 13- Kessler W/	00:13	0-2	-2	0.0000	0	0	0	0	0.0000
2- Love C/ 3- Platek A/ 5- Bacot A/ 15- Brooks G/ 24- Walton K/	00:05	0-1	-1	0.0000	0	0	0	0	0.0000
0- Harris A/ 1- Black L/ 2- Love C/ 5- Bacot A/ 15- Brooks G/	00:04	1-0	1	15.0000	1	0	0	0	3.1250



**Officials:** Ron Groover, Lee Cassell, Brian Dorsey

**Virginia Tech**

Lineup	Time	Score	Score Diff	Pts/Min	Reb	Stl	Tov	Ass	PPP
3- Bede W/ 4- Alleyne N/ 22- Aluma K/ 23- Radford T/ 25- Mutts J/	17:53	31-27	4	1.7335	16	3	4	7	1.0530
0- Cattoor H/ 3- Bede W/ 22- Aluma K/ 23- Radford T/ 25- Mutts J/	06:53	11-17	-6	1.5981	5	2	2	4	0.7994
0- Cattoor H/ 4- Alleyne N/ 22- Aluma K/ 23- Radford T/ 25- Mutts J/	04:55	14-13	1	2.8475	6	0	1	1	1.4523
1- Bamisile J/ 3- Bede W/ 4- Alleyne N/ 22- Aluma K/ 25- Mutts J/	02:06	0-6	-6	0.0000	1	0	1	0	0.0000
0- Cattoor H/ 3- Bede W/ 23- Radford T/ 25- Mutts J/ 35- PemsI C/	01:52	7-3	4	3.7500	1	0	1	2	1.6204
0- Cattoor H/ 1- Bamisile J/ 4- Alleyne N/ 5- N'Guessan D/ 22- Aluma K/	01:25	2-2	0	1.4118	1	0	0	0	1.3889
0- Cattoor H/ 3- Bede W/ 22- Aluma K/ 23- Radford T/ 35- PemsI C/	01:15	2-5	-3	1.6000	0	0	0	1	1.0000
0- Cattoor H/ 1- Bamisile J/ 5- N'Guessan D/ 23- Radford T/ 25- Mutts J/	01:04	0-6	-6	0.0000	0	0	1	0	0.0000
0- Cattoor H/ 3- Bede W/ 5- N'Guessan D/ 23- Radford T/ 35- PemsI C/	00:58	3-0	3	3.1034	1	1	1	1	1.5000
0- Cattoor H/ 4- Alleyne N/ 5- N'Guessan D/ 23- Radford T/ 35- PemsI C/	00:53	2-0	2	2.2642	0	1	0	1	2.0000
0- Cattoor H/ 1- Bamisile J/ 4- Alleyne N/ 22- Aluma K/ 25- Mutts J/	00:24	0-0	0	0.0000	0	0	0	0	0.0000
0- Cattoor H/ 4- Alleyne N/ 5- N'Guessan D/ 23- Radford T/ 25- Mutts J/	00:17	0-1	-1	0.0000	0	0	0	0	0.0000
1- Bamisile J/ 4- Alleyne N/ 23- Radford T/ 25- Mutts J/ 35- PemsI C/	00:05	1-0	1	12.0000	1	0	0	0	2.2727
3- Bede W/ 4- Alleyne N/ 5- N'Guessan D/ 23- Radford T/ 25- Mutts J/	00:00	0-1	-1	NaN	0	0	0	0	0.0000